

## Yas Racing Series Round 4

### GULF RADICAL CUP

#### Final result Sprint Qualifying

17 - 21 January 2024  
Yas Marina Circuit - 5281mtr.

Pos	Nbr	Name	Entrant	Cls	PIC	Fastest	In	Gap	Diff	Laps	Km/h
1	27	Ian Aguilera Tluerte	TT Racing	SR3	RS 1	<b>1:56.812</b>	9			10	162.75
2	77	Alim Geshev	TT Racing	SR3	XX 1	<b>1:57.159</b>	9	0.357	0.357	9	162.26
3	87	Jimmy Chou	TT Racing	SR3	XX 1	<b>1:57.249</b>	6	0.437	0.080	9	162.15
4	1	Alex Bukhantsov	TT Racing	SR3	XX 2	<b>1:57.512</b>	9	0.700	0.263	9	161.78
5	21	Usmaan Mughal	GulfSport Racing	SR3	XX 3	<b>1:57.930</b>	9	1.138	0.438	9	161.18
6	24	Gregg Gorski	GulfSport Racing	SR3	XX 2	<b>1:58.212</b>	8	1.400	0.262	8	160.83
7	33	Jack Yang	Valour	SR3	XX 4	<b>1:58.477</b>	4	1.665	0.265	10	160.47
8	69	Penkes David	GulfSport Racing	SR3	XX 3	<b>1:59.200</b>	10	2.389	0.723	10	159.49
9	22	Jibby Hadeed	TT Racing	SR3	RS 1	<b>1:59.376</b>	9	3.064	0.676	10	158.59
10	23	Julien Monie	Leyton House	SR3	RS 2	<b>2:00.050</b>	5	3.238	0.174	9	158.36
11	99	Joe Strijder	GulfSport Racing	SR3	XX 4	<b>2:00.307</b>	6	3.495	0.257	10	158.01
12	19	Igor Sorokin	GulfSport Racing	SR3	XX 5	<b>2:02.343</b>	4	5.531	2.036	9	155.40
13	63	Jim Booth	Valour	SR3	XX 6	<b>2:03.456</b>	6	6.646	1.115	9	153.99
14	7	Jahid Karim	R2Race	SR3	XX 7	<b>2:03.549</b>	9	6.737	0.091	9	153.88
15	55	Fran Cush	GulfSport Racing	SR3	RS 2	<b>2:03.695</b>	6	6.883	0.146	9	153.70
16	8	Pascal Bachmann		SR3	RS 3	<b>2:08.575</b>	9	11.763	4.680	9	147.66

Car 1 - lap 5 deleted track limits.  
 Car 7 - lap 8 deleted track limits.  
 Car 8 - lap 5,7 deleted track limits.  
 Car 21 - lap 7,8 deleted track limits.  
 Car 24 - lap 5,6 deleted track limits.  
 Car 55 - lap 8,9 deleted track limits.  
 Car 99 - lap 7,8,9 deleted track limits.

Fastest time 1:56.812 in lap 0 by nbr 27 Ian Aguilera Tluerte ()

Publication-time

Results: [www.getraceresults.com](http://www.getraceresults.com)

Timekeeping by: Time Service BV - The Netherlands

Chief Steward  Anthony Gonsalves	Steward  Boman Parakh	ASN Steward  Micheal Cafferty
Page 1 of 1		

## Yas Racing Series Round 4

17 - 21 January 2024

Yas Marina Circuit - 5281mtr.

### GULF RADICAL CUP

#### Final starting grid Sprint Race 1

Start Time : 15:40 - Heat Duration : 25 Minutes

Pos	Nbr	Name	time	Pos	Nbr	Name	time
-----	-----	------	------	-----	-----	------	------

Pole Left

### STARTLINE

1	27	Ian Aguilera Ibarra	1:56.812	Row 1	>	77	Alim Gashev	1:57.169
3	87	Jimmy Chou	1:57.249	Row 2	4	1	Alex Bukharinov	1:57.812
5	21	Usman Mughal	1:57.950	Row 3	6	24	Gregg Gorski	1:58.212
7	33	Jack Yang	1:58.477	Row 4	8	69	Periklos David	1:58.200
9	22	Ebby Hadeed	1:59.878	Row 5	10	23	Julien Morle	2:00.050
11	99	Joel Strijder	2:00.307	Row 6	12	19	Egor Sorokin	2:02.343
13	63	Jim Booth	2:03.488	Row 7	14	7	Jahid Karim	2:03.549
15	55	Fran Curb	2:03.698	Row 8	16	8	Pascal Bachmann	2:06.579

Results: www.getraceresults.com

Timekeeping by: Time Service BV - The Netherlands

Publication-time

Chief Steward



Anthony Gonsalves


12:18

Steward



Eoman Parakh

ASN Steward



Michael Cafferty



## Yas Racing Series Round 4

### GULF RADICAL CUP Laptimes - Sprint Qualifying

17 - 21 January 2024  
Yas Marina Circuit - 5281mtr.

Nbr	Name	Laps	lap	Lap ..1	Lap ..2	Lap ..3	Lap ..4	Lap ..5	Lap ..6	Lap ..7	Lap ..8	Lap ..9	Lap ..0
27	Ian Aguilera Ituarte	10	1 - 10	2:18.871	2:02.569	1:57.878	1:57.672	1:57.086	2:13.613	1:58.262	1:57.091	1:56.812	1:58.924
69	Perikles David	10	1 - 10	2:47.785	2:08.548	2:01.373	2:00.888	2:00.359	1:59.831	2:00.227	1:59.995	2:00.090	1:59.200
33	Jack Yang	10	1 - 10	2:47.185	2:04.976	2:01.738	1:58.477	1:59.442	2:17.882	1:59.055	1:59.517	1:58.909	1:59.745
99	Joel Strijder	10	1 - 10	2:51.027	2:08.300	2:08.561	2:01.025	2:01.592	2:00.307	2:04.349	2:00.164	2:00.597	2:00.953
22	Ibby Hadeed	10	1 - 10	3:00.379	2:18.434	2:04.369	2:04.494	2:04.909	2:03.022	2:01.176	2:00.095	1:59.876	2:07.040
21	Usmaan Mughal	9	1 - 10	2:25.693	2:02.285	2:01.249	1:58.854	2:08.533	2:01.063	1:58.385	2:03.482	1:57.950	
23	Julien Monie	9	1 - 10	2:41.505	2:08.791	2:01.524	2:09.224	2:00.050	2:11.686	2:01.032	2:04.987	2:23.960	
55	Fran Cush	9	1 - 10	2:49.681	2:14.430	2:06.708	2:05.099	2:04.172	2:03.695	2:05.730	2:06.385	2:04.454	
19	Igor Sorokin	9	1 - 10	2:36.699	2:07.712	2:06.400	2:02.343	2:04.155	2:07.187	2:03.563	2:02.583	2:02.539	
7	Jahid Karim	9	1 - 10	2:49.639	2:12.650	2:05.364	2:04.643	2:10.700	2:20.310	2:05.897	2:03.557	2:03.549	
63	Jim Booth	9	1 - 10	2:52.352	2:18.791	2:10.401	2:04.521	2:03.839	2:03.458	2:09.605	2:06.317	2:24.265	
77	Alim Geshev	9	1 - 10	2:45.249	2:05.655	1:58.207	1:57.622	1:57.460	2:02.728	3:39.963	1:57.235	1:57.169	
87	Jimmy Chou	9	1 - 10	2:25.631	2:05.795	1:58.230	2:04.118	3:16.417	1:57.249	1:57.289	1:57.310	2:08.215	
8	Pascal Bachmann	9	1 - 10	2:53.283	2:21.335	2:14.594	2:11.337	2:10.809	2:10.054	2:14.299	2:09.615	2:08.575	
1	Alex Bukhantsov	9	1 - 10	2:27.911	2:02.739	1:58.065	2:03.992	3:28.922	4:57.349	1:57.834	1:58.905	1:57.512	
24	Gregg Gorski	8	1 - 10	2:22.240	2:02.214	1:58.563	1:58.927	4:57.738	4:59.382	1:59.095	1:58.212		



## Yas Racing Series Round 4

### GULF RADICAL CUP Sector analyse - Sprint Qualifying

17 - 21 January 2024  
Yas Marina Circuit - 5281mtr.

Pos	Nbr	Name / Team name	Sector 1			Sector 2			Sector 3			theoretical best	Actual best	In
			time	Lap	pos	time	Lap	pos	time	Lap	pos			
1	27	Ian Aguilera Ituarte	24.683	9	4	50.165	7	4	41.954	9	1	1:56.802	<b>1:56.812</b>	<b>9</b>
2	77	Alim Geshev	24.559	4	1	49.894	6	1	42.362	9	3	1:56.815	<b>1:57.169</b>	<b>9</b>
3	87	Jimmy Chou	24.674	8	3	50.174	6	5	42.211	8	2	1:57.059	<b>1:57.249</b>	<b>6</b>
4	1	Alex Bukhants ov	24.749	4	6	50.019	9	2	42.379	6	4	1:57.147	<b>1:57.512</b>	<b>9</b>
5	21	Usmaan Mughal	24.674	9	2	50.248	6	6	42.910	9	6	1:57.832	<b>1:57.950</b>	<b>9</b>
6	24	Gregg Gorski	24.828	5	7	50.093	8	3	42.790	5	5	1:57.711	<b>1:58.212</b>	<b>8</b>
7	33	Jack Yang	24.726	4	5	50.537	9	8	43.119	4	7	1:58.382	<b>1:58.477</b>	<b>4</b>
8	69	Perikles David	25.120	7	8	50.506	10	7	43.424	10	10	1:59.050	<b>1:59.200</b>	<b>10</b>
9	22	Ibby Hadeed	25.324	9	10	51.245	10	11	43.238	8	8	1:59.807	<b>1:59.876</b>	<b>9</b>
10	23	Julien Monie	25.290	4	9	50.976	5	9	43.591	5	11	1:59.857	<b>2:00.050</b>	<b>5</b>
11	99	Joel Strijder	25.403	6	11	51.077	6	10	43.273	8	9	1:59.753	<b>2:00.307</b>	<b>6</b>
12	19	Igor Sorokin	25.814	9	14	51.863	9	13	44.151	4	12	2:01.828	<b>2:02.343</b>	<b>4</b>
13	63	Jim Booth	25.822	5	15	52.142	6	15	45.352	6	14	2:03.316	<b>2:03.458</b>	<b>6</b>
14	7	Jahid Karim	25.706	9	13	51.578	9	12	45.272	8	13	2:02.556	<b>2:03.549</b>	<b>9</b>
15	55	Fran Cush	25.670	4	12	51.954	5	14	45.824	9	15	2:03.448	<b>2:03.695</b>	<b>6</b>
16	8	Pascal Bachmann	26.965	9	16	54.269	7	16	47.262	9	16	2:08.496	<b>2:08.575</b>	<b>9</b>





## Yas Racing Series Round 4

### GULF RADICAL CUP

#### Laps and Sector Times - Sprint Qualifying

17 - 21 January 2024

Yas Marina Circuit - 5281mtr.

4	25.290	<u>208.9</u>	1:00.105	215.6	43.829	<u>154.3</u>	<u>227.8</u>	2:09.224	9	27.457	202.2	54.552	175.3	Pit In	220.4	2:23.960
5	25.483	208.1	<u>50.976</u>	<u>218.2</u>	<u>43.591</u>	153.4	226.4	<u>2:00.050</u>	10							

24 Gregg Gorski																			
lap	Sect-1	Speed	Sect-2	Speed	Sect-3	Speed	TopSpeed	laptime	pit	lap	Sect-1	Speed	Sect-2	Speed	Sect-3	Speed	Topspeed	laptime	pit
1	Pit Out	183.7	54.704	212.2	47.261	144.8	223.6	<u>2:22.240</u>		5	<u>24.828</u>	208.5	50.120	221.8	<u>42.790</u>	153.0	<u>230.8</u>	<u>1:57.738</u>	D
2	26.307	206.1	51.610	218.6	44.297	151.7	229.3	2:02.214		6	24.896	<u>209.3</u>	50.330	<u>222.2</u>	44.156	151.7	<u>230.8</u>	<u>1:59.382</u>	D
3	25.017	208.9	50.246	220.4	43.300	153.8	230.3	1:58.563		7	24.978	<u>209.3</u>	50.446	221.3	43.671	147.5	<u>230.8</u>	1:59.095	
4	24.834	<u>209.3</u>	50.362	221.8	43.731	<u>154.3</u>	<u>230.8</u>	1:58.927		8	25.248	208.9	<u>50.093</u>	<u>222.2</u>	42.871	153.8	<u>230.8</u>	<u>1:58.212</u>	

27 Ian Aguilera Ituarte																			
lap	Sect-1	Speed	Sect-2	Speed	Sect-3	Speed	TopSpeed	laptime	pit	lap	Sect-1	Speed	Sect-2	Speed	Sect-3	Speed	Topspeed	laptime	pit
1	Pit Out	174.8	55.644	211.4	46.920	147.9	219.5	<u>2:18.871</u>		6	24.701	<u>210.1</u>	53.964	143.0	54.948	<u>154.3</u>	229.3	2:13.613	
2	26.459	200.0	53.143	216.0	42.967	152.1	209.3	2:02.569		7	24.971	208.9	<u>50.165</u>	<u>221.8</u>	43.126	148.8	229.3	1:58.262	
3	24.958	209.7	50.540	220.4	42.380	153.0	227.8	1:57.878		8	24.862	208.9	50.252	220.4	41.977	<u>154.3</u>	<u>229.8</u>	1:57.091	
4	24.760	209.3	50.605	220.0	42.307	152.5	227.8	1:57.672		9	<u>24.683</u>	208.1	50.175	220.0	<u>41.954</u>	153.8	228.3	<u>1:56.812</u>	
5	24.716	209.3	50.256	220.9	42.114	152.5	228.8	1:57.086		10	24.892	209.7	50.489	220.4	43.543	151.7	227.8	1:58.924	

33 Jack Yang																			
lap	Sect-1	Speed	Sect-2	Speed	Sect-3	Speed	TopSpeed	laptime	pit	lap	Sect-1	Speed	Sect-2	Speed	Sect-3	Speed	Topspeed	laptime	pit
1	Pit Out	177.0	59.325	189.1	52.478	147.9	187.8	<u>2:47.185</u>		6	25.025	209.3	1:08.731	220.0	44.126	156.1	227.4	2:17.882	
2	26.932	203.4	52.427	216.4	45.617	153.4	228.3	2:04.976		7	25.007	208.9	50.733	<u>221.3</u>	43.315	153.8	228.8	1:59.055	
3	25.715	208.5	51.050	220.9	44.973	155.2	<u>229.8</u>	2:01.738		8	24.962	208.5	50.866	220.0	43.689	154.3	228.8	1:59.517	
4	<u>24.726</u>	<u>210.9</u>	50.632	<u>221.3</u>	<u>43.119</u>	<u>156.5</u>	228.3	<u>1:58.477</u>		9	24.907	208.9	<u>50.537</u>	218.6	43.465	152.5	227.8	1:58.909	
5	24.782	210.1	50.743	220.9	43.917	152.1	229.3	1:59.442		10	24.988	208.5	50.758	219.1	43.999	143.6	225.9	1:59.745	

55 Fran Cush																			
lap	Sect-1	Speed	Sect-2	Speed	Sect-3	Speed	TopSpeed	laptime	pit	lap	Sect-1	Speed	Sect-2	Speed	Sect-3	Speed	Topspeed	laptime	pit
1	Pit Out	128.7	1:06.332	167.2	56.086	139.2	125.1	<u>2:49.681</u>		6	25.703	203.8	52.139	216.0	45.853	149.2	224.5	<u>2:03.695</u>	
2	30.072	187.2	55.626	216.4	48.732	150.8	216.9	2:14.430		7	26.543	203.8	52.475	217.7	46.712	151.7	224.5	2:05.730	
3	27.218	196.4	52.706	217.3	46.784	<u>153.0</u>	<u>225.9</u>	2:06.708		8	26.524	194.9	53.104	216.0	46.757	151.3	224.1	<u>2:06.385</u>	D
4	<u>25.670</u>	204.5	52.374	<u>219.1</u>	47.055	151.7	<u>225.9</u>	2:05.099		9	26.085	204.2	52.545	213.9	<u>45.824</u>	150.8	225.0	<u>2:04.454</u>	D
5	26.329	<u>205.3</u>	<u>51.954</u>	214.3	45.889	<u>153.0</u>	225.0	2:04.172		10									

63 Jim Booth																			
lap	Sect-1	Speed	Sect-2	Speed	Sect-3	Speed	TopSpeed	laptime	pit	lap	Sect-1	Speed	Sect-2	Speed	Sect-3	Speed	Topspeed	laptime	pit
1	Pit Out	156.5	1:03.699	169.3	55.084	141.7	156.7	<u>2:52.352</u>		6	25.964	203.8	<u>52.142</u>	217.7	<u>45.352</u>	<u>152.1</u>	<u>226.4</u>	<u>2:03.458</u>	
2	29.037	196.4	1:00.834	170.1	48.920	150.8	217.7	2:18.791		7	26.424	202.2	55.782	195.7	47.399	151.7	217.3	2:09.605	
3	26.511	198.2	54.379	159.1	49.511	151.3	223.1	2:10.401		8	26.362	201.9	52.492	215.6	47.463	151.7	221.8	2:06.317	
4	25.901	204.2	52.374	216.9	46.246	<u>152.1</u>	225.0	2:04.521		9	25.985	202.6	53.451	157.7	Pit In		225.0	2:24.265	
5	<u>25.822</u>	<u>204.5</u>	52.198	<u>219.1</u>	45.819	<u>152.1</u>	225.5	2:03.839		10									

69 Perikles David																			
lap	Sect-1	Speed	Sect-2	Speed	Sect-3	Speed	TopSpeed	laptime	pit	lap	Sect-1	Speed	Sect-2	Speed	Sect-3	Speed	Topspeed	laptime	pit
1	Pit Out	166.9	1:00.764	202.2	52.367	145.6	204.2	<u>2:47.785</u>		6	25.168	206.1	50.728	219.5	43.935	<u>155.6</u>	228.3	1:59.831	
2	27.667	200.0	54.080	217.7	46.801	152.1	214.3	2:08.548		7	<u>25.120</u>	<u>207.7</u>	51.268	219.1	43.839	154.3	229.3	2:00.227	
3	25.731	205.7	51.025	220.0	44.617	153.8	228.8	2:01.373		8	25.168	<u>207.7</u>	50.972	219.1	43.855	153.8	228.8	1:59.995	
4	25.122	<u>207.7</u>	51.537	219.1	44.229	153.4	228.3	2:00.888		9	25.238	207.3	51.355	<u>221.3</u>	43.497	153.0	<u>230.3</u>	2:00.090	
5	25.323	206.5	51.005	220.4	44.031	153.4	228.8	2:00.359		10	25.270	<u>207.7</u>	<u>50.506</u>	220.9	<u>43.424</u>	153.0	229.3	<u>1:59.200</u>	



## Yas Racing Series Round 4

### GULF RADICAL CUP

#### Laps and Sector Times - Sprint Qualifying

17 - 21 January 2024

Yas Marina Circuit - 5281mtr.

<b>77</b>		<b>Alim Geshev</b>																	
lap	Sect-1	Speed	Sect-2	Speed	Sect-3	Speed	TopSpeed	laptime	pit	lap	Sect-1	Speed	Sect-2	Speed	Sect-3	Speed	Topspeed	laptime	pit
1	Pit Out	185.9	57.201	212.6	53.152	153.8	210.9	2:45.249		6	24.709	211.4	<u>49.894</u>	<u>226.9</u>	Pit In		230.8	2:02.728	
2	26.099	195.3	54.503	198.5	45.053	154.3	230.3	2:05.655		7	Pit Out	200.0	50.647	224.1	44.004	154.7	230.8	3:39.963	
3	24.825	<u>212.6</u>	50.253	225.5	43.129	<u>156.1</u>	230.8	1:58.207		8	24.842	211.8	49.962	225.0	42.431	<u>156.1</u>	230.3	1:57.235	
4	<u>24.559</u>	212.2	50.171	225.0	42.892	<u>156.1</u>	230.8	1:57.622		9	24.792	212.2	50.015	224.5	<u>42.362</u>	<u>156.1</u>	230.8	<u>1:57.169</u>	
5	24.815	212.2	50.043	226.4	42.602	154.7	<u>231.3</u>	1:57.460		10									

<b>87</b>		<b>Jimmy Chou</b>																	
lap	Sect-1	Speed	Sect-2	Speed	Sect-3	Speed	TopSpeed	laptime	pit	lap	Sect-1	Speed	Sect-2	Speed	Sect-3	Speed	Topspeed	laptime	pit
1	Pit Out	188.5	59.062	167.7	46.585	153.8	168.5	2:25.631		6	24.689	211.4	<u>50.174</u>	<u>220.9</u>	42.386	155.2	231.3	<u>1:57.249</u>	
2	25.212	209.3	53.154	206.9	47.429	<u>156.1</u>	230.3	2:05.795		7	24.732	211.8	50.321	219.5	42.236	155.6	<u>231.8</u>	1:57.289	
3	24.769	211.8	50.850	217.3	42.611	154.3	231.3	1:58.230		8	<u>24.674</u>	<u>212.2</u>	50.425	<u>220.9</u>	<u>42.211</u>	154.7	231.3	1:57.310	
4	25.233	205.7	51.179	201.5	Pit In		227.8	2:04.118		9	24.686	210.9	50.690	204.2	Pit In		<u>231.8</u>	2:08.215	
5	Pit Out	190.5	57.008	218.2	42.589	153.8	169.5	3:16.417		10									

<b>99</b>		<b>Joel Strijder</b>																	
lap	Sect-1	Speed	Sect-2	Speed	Sect-3	Speed	TopSpeed	laptime	pit	lap	Sect-1	Speed	Sect-2	Speed	Sect-3	Speed	Topspeed	laptime	pit
1	Pit Out	136.4	1:05.161	183.4	55.692	147.5	127.8	2:51.027		6	<u>25.403</u>	206.1	<u>51.077</u>	219.5	43.827	<u>155.6</u>	226.9	<u>2:00.307</u>	
2	27.241	201.5	53.486	199.3	47.573	153.0	225.0	2:08.300		7	25.437	207.7	52.142	<u>220.0</u>	43.740	154.3	227.8	<del>2:01.319</del> D	
3	27.084	203.4	55.061	211.4	46.416	153.8	169.5	2:08.561		8	25.672	206.9	51.219	217.7	<u>43.273</u>	150.8	<u>228.8</u>	<del>2:00.164</del> D	
4	25.405	<u>208.9</u>	51.289	219.5	44.331	154.3	227.4	2:01.025		9	25.583	207.3	51.106	218.6	43.908	154.3	<u>228.8</u>	<del>2:00.597</del> D	
5	25.655	207.7	51.682	218.2	44.255	154.7	226.9	2:01.592		10	26.036	207.7	51.117	218.6	43.800	154.7	227.4	2:00.953	



### Yas Racing Series Round 4

17 - 21 January 2024  
Yas Marina Circuit - 5281mtr.

### GULF RADICAL CUP Final result Sprint Race 1

Poa	Mbr	Name	Entrant	Cls	PIC	Gap	Total time	Fastest	In	Avg. Speed
1	21	Usmaan Mughal	GulfSport Racing	SR3 XX	1	-- 12 laps --	25:02.865	1:58.159	4	151.80
2	1	Alex Bukhantsov	TT Racing	SR3 XX	2	3.601	25:06.466	1:58.710	10	151.43
3	87	Jimmy Chou	TT Racing	SR3 XX	3	4.129	25:06.994	1:58.004	10	151.38
4	27	Jan Aguilera (tuarte	TT Racing	SR3 RS	1	4.471	25:07.336	1:58.288	10	151.35
5	24	Gregg Gorski	GulfSport Racing	SR3 XXP	1	4.835	25:07.700	1:58.461	11	151.31
6	69	Penkes David	GulfSport Racing	SR3 XXP	2	5.627	25:08.492	1:58.390	12	151.23
7	33	Jack Yang	Valour	SR3 XX	4	12.699	25:15.564	1:59.131	11	150.54
8	23	Julien Monte	Leyton House	SR3 RS	2	18.478	25:21.343	2:00.504	11	149.95
9	22	Ibby Hadeed	TT Racing	SR3 RS	1	19.482	25:22.147	2:00.399	10	149.86
10	19	Igor Sorokin	GulfSport Racing	SR3 XX	5	26.939	25:29.804	2:01.561	10	149.17
11	55	Fran Cosh	GulfSport Racing	SR3 RS	2	1:09.434	26:12.299	2:05.508	3	145.09
12	7	Jahid Khan	R2Race	SR3 XX	6	1:13.282	26:16.147	2:07.222	4	144.74
13	8	Pascal Bachmann		SR3 RS	3	1:15.729	26:18.594	2:08.842	12	144.52
14	99	Joel Strjder	GulfSport Racing	SR3 XXP	3	1:17.301	26:20.166	2:00.752	7	144.37
15	63	Jim Booth	Valour	SR3 XX	7	1:49.461	26:52.326	2:04.794	10	141.49
Not Classified		Did not Finish								
DNF	77	Allan Geshev	TT Racing	SR3 XXP		-- 2 laps --	4:01.990	1:58.190	2	157.12

Steward Decision No. 2 - Car # 99, 10 sec penalty for causing an avoidable collision  
Steward Decision No. 3 - Car # 63, 41 sec penalty failed to serve drive through penalty

Fastest time: 1:58.004 in lap 10 by mbr. 87: Jimmy Chou ()		Publication-time	
Results: <a href="http://www.getracerevents.com">www.getracerevents.com</a>		Timekeeping by: Time Service BV - The Netherlands	
Chief Steward  Anthony Gonsalves	Steward  Boman Parakh	ASN Steward  Michael Cafferty	
Page 1 of 1			





## Yas Racing Series Round 4

### GULF RADICAL CUP Laptimes - Sprint Race 1

17 - 21 January 2024  
Yas Marina Circuit - 5281mtr.

Nbr	Name	Laps	lap	Lap ..1	Lap ..2	Lap ..3	Lap ..4	Lap ..5	Lap ..6	Lap ..7	Lap ..8	Lap ..9	Lap ..0
21	Usmaan Mughal	12	1 - 10	2:02.852	1:58.610	1:58.685	1:58.159	2:06.169	3:05.111	1:59.145	1:58.349	1:58.420	1:58.659
			11 - 20	1:58.478	1:58.679								
1	Alex Bukhantsov	12	1 - 10	2:03.728	1:59.034	1:59.205	1:58.836	2:04.899	3:04.381	1:59.306	1:58.883	1:58.836	1:58.710
			11 - 20	1:59.209	1:59.891								
87	Jimmy Chou	12	1 - 10	2:04.365	1:59.396	1:59.772	1:58.468	2:05.089	3:04.069	1:59.940	1:58.836	1:59.310	1:58.004
			11 - 20	1:58.434	1:59.977								
27	Ian Aguilera Ituarte	12	1 - 10	2:03.753	1:59.774	1:59.268	1:58.795	2:05.124	3:04.293	1:59.646	1:58.958	2:00.393	1:58.288
			11 - 20	1:58.488	1:59.447								
24	Gregg Gorski	12	1 - 10	2:04.418	1:59.440	1:59.398	1:59.257	2:04.899	3:03.892	1:59.701	1:59.425	1:59.518	1:58.733
			11 - 20	1:58.461	1:58.643								
69	Perikles David	12	1 - 10	2:04.657	2:00.399	2:00.213	1:59.748	2:03.048	3:03.197	1:59.908	1:59.460	1:59.642	1:58.945
			11 - 20	1:58.573	1:58.390								
33	Jack Yang	12	1 - 10	2:05.649	2:11.912	1:59.611	1:59.867	2:02.923	2:54.420	2:00.924	1:59.751	2:00.230	1:59.628
			11 - 20	1:59.131	1:59.306								
23	Julien Monie	12	1 - 10	2:04.771	2:01.844	2:02.057	2:01.442	2:05.451	2:56.436	2:00.537	2:01.993	2:01.679	2:00.895
			11 - 20	2:00.504	2:01.105								
22	Ibby Hadeed	12	1 - 10	2:05.696	2:04.439	2:02.841	2:01.613	2:01.791	2:56.707	2:02.535	2:00.813	2:00.843	2:00.399
			11 - 20	2:00.789	2:01.141								
19	Igor Sorokin	12	1 - 10	2:06.352	2:03.022	2:04.037	2:02.434	2:04.400	2:53.987	2:02.785	2:02.413	2:01.801	2:01.561
			11 - 20	2:01.708	2:02.167								
55	Fran Cush	12	1 - 10	2:10.493	2:06.599	2:05.508	2:06.042	2:08.752	2:39.076	2:07.678	2:08.069	2:08.427	2:07.029
			11 - 20	2:06.722	2:14.143								
7	Jahid Karim	12	1 - 10	2:12.570	2:07.925	2:07.242	2:07.222	2:07.499	2:35.123	2:07.380	2:08.010	2:11.662	2:08.250
			11 - 20	2:10.439	2:09.370								
8	Pascal Bachmann	12	1 - 10	2:13.148	2:11.393	2:10.001	2:10.124	2:13.278	2:20.418	2:09.635	2:09.598	2:09.148	2:08.861
			11 - 20	2:10.067	2:08.842								
99	Joel Strijder	12	1 - 10	2:07.347	2:02.743	2:01.474	2:01.260	2:02.788	2:56.503	2:00.752	2:20.778	2:25.792	2:01.989
			11 - 20	2:02.230	2:03.427								
63	Jim Booth	12	1 - 10	2:11.435	2:07.381	2:05.442	2:05.600	2:08.156	2:38.188	2:07.873	2:07.285	2:05.241	2:04.794
			11 - 20	2:05.080	2:21.365								
77	Alim Geshev	2	1 - 10	2:02.578	1:58.190								



## Yas Racing Series Round 4

### GULF RADICAL CUP Sector analyse - Sprint Race 1

17 - 21 January 2024  
Yas Marina Circuit - 5281mtr.

Pos	Nbr	Name / Team name	Sector 1			Sector 2			Sector 3			theoretical best	Actual best	In
			time	Lap	pos	time	Lap	pos	time	Lap	pos			
1	21	Usmaan Mughal	24.847	11	3	50.312	9	4	42.928	4	2	1:58.087	<b>1:58.159</b>	<b>4</b>
2	1	Alex Bukhantsov	25.009	4	7	50.433	9	6	43.159	10	5	1:58.601	<b>1:58.710</b>	<b>10</b>
3	87	Jimmy Chou	24.757	10	2	50.312	10	3	42.935	10	3	1:58.004	<b>1:58.004</b>	<b>10</b>
4	27	Ian Aguilera Ituarte	25.035	11	8	50.529	10	7	42.719	10	1	1:58.283	<b>1:58.288</b>	<b>10</b>
5	24	Gregg Gorski	24.860	12	4	50.143	11	1	43.283	2	7	1:58.286	<b>1:58.461</b>	<b>11</b>
6	69	Perikles David	24.875	12	5	50.316	12	5	43.090	11	4	1:58.281	<b>1:58.390</b>	<b>12</b>
7	33	Jack Yang	24.999	11	6	50.568	11	8	43.427	12	8	1:58.994	<b>1:59.131</b>	<b>11</b>
8	23	Julien Monie	25.368	11	10	51.262	7	11	43.820	11	11	2:00.450	<b>2:00.504</b>	<b>11</b>
9	22	Ibby Hadeed	25.306	9	9	51.145	10	10	43.581	8	9	2:00.032	<b>2:00.399</b>	<b>10</b>
10	19	Igor Sorokin	25.543	9	12	51.649	10	12	44.222	10	12	2:01.414	<b>2:01.561</b>	<b>10</b>
11	55	Fran Cush	26.134	3	13	52.443	3	14	46.931	3	14	2:05.508	<b>2:05.508</b>	<b>3</b>
12	7	Jahid Karim	26.822	9	15	52.574	10	15	46.971	2	15	2:06.367	<b>2:07.222</b>	<b>4</b>
13	8	Pascal Bachmann	27.110	11	16	53.822	9	16	47.442	10	16	2:08.374	<b>2:08.842</b>	<b>12</b>
14	99	Joel Strijder	25.520	4	11	51.094	5	9	43.639	3	10	2:00.253	<b>2:00.752</b>	<b>7</b>
15	63	Jim Booth	26.255	11	14	52.431	10	13	45.903	11	13	2:04.589	<b>2:04.794</b>	<b>10</b>
16	77	Alim Geshev	24.754	2	1	50.196	2	2	43.240	2	6	1:58.190	<b>1:58.190</b>	<b>2</b>



## Yas Racing Series Round 4

### GULF RADICAL CUP

### Laps and Sector Times - Sprint Race 1

17 - 21 January 2024

Yas Marina Circuit - 5281mtr.

1		Alex Bukhantsov																			
lap	Sect-1	Speed	Sect-2	Speed	Sect-3	Speed	TopSpeed	laptime	pit	lap	Sect-1	Speed	Sect-2	Speed	Sect-3	Speed	Topspeed	laptime	pit		
1	27.481	206.5	51.392	<u>225.5</u>	44.855	150.8	230.3	2:03.728		7	25.110	<u>210.1</u>	50.592	224.5	43.604	<u>153.0</u>	230.3	1:59.306			
2	25.044	<u>210.1</u>	50.705	<u>225.5</u>	43.285	149.6	231.3	1:59.034		8	25.066	208.5	50.536	225.0	43.281	149.6	229.3	1:58.883			
3	25.169	208.9	50.752	224.5	43.284	150.8	<u>231.8</u>	1:59.205		9	25.125	<u>210.1</u>	<u>50.433</u>	224.5	43.278	152.1	229.8	1:58.836			
4	<u>25.009</u>	209.7	50.623	225.0	43.204	151.3	229.8	1:58.836		10	25.022	<u>210.1</u>	50.529	224.1	<u>43.159</u>	<u>153.0</u>	229.3	<u>1:58.710</u>			
5	25.086	209.3	50.864	223.1	48.949	145.2	230.8	2:04.899		11	25.087	209.7	50.734	222.7	43.388	150.4	228.8	1:59.209			
6	29.353	127.4	1:24.271	168.5	1:10.757	152.5	120.4	3:04.381		12	25.128	208.1	51.331	221.8	43.432	150.4	228.3	1:59.891			

7		Jahid Karim																			
lap	Sect-1	Speed	Sect-2	Speed	Sect-3	Speed	TopSpeed	laptime	pit	lap	Sect-1	Speed	Sect-2	Speed	Sect-3	Speed	Topspeed	laptime	pit		
1	30.404	196.0	54.622	197.1	47.544	145.9	<u>229.3</u>	2:12.570		7	27.033	201.5	52.781	204.5	47.566	147.1	223.1	2:07.380			
2	28.270	195.3	52.684	216.0	<u>46.971</u>	147.9	228.3	2:07.925		8	27.361	196.7	53.530	213.9	47.119	<u>150.8</u>	227.4	2:08.010			
3	27.192	198.5	53.011	220.0	47.039	147.1	227.4	2:07.242		9	<u>26.822</u>	199.6	52.791	<u>220.4</u>	52.049	141.0	228.3	2:11.662			
4	26.973	198.2	52.675	219.1	47.574	148.8	228.3	<u>2:07.222</u>		10	28.052	195.3	<u>52.574</u>	214.7	47.624	145.6	228.3	2:08.250			
5	26.891	<u>201.9</u>	53.256	216.0	47.352	144.8	224.1	2:07.499		11	28.353	191.2	54.580	213.4	47.506	142.9	210.1	2:10.439			
6	27.328	197.1	57.932	160.5	1:09.863	147.1	227.8	2:35.123		12	28.447	194.2	53.113	200.0	47.810	143.2	228.8	2:09.370			

8		Pascal Bachmann																			
lap	Sect-1	Speed	Sect-2	Speed	Sect-3	Speed	TopSpeed	laptime	pit	lap	Sect-1	Speed	Sect-2	Speed	Sect-3	Speed	Topspeed	laptime	pit		
1	30.453	187.8	54.652	183.1	48.043	146.3	214.3	2:13.148		7	27.636	193.5	53.971	<u>206.1</u>	48.028	143.6	214.3	2:09.635			
2	28.286	190.1	54.400	193.9	48.707	146.3	213.4	2:11.393		8	27.448	192.9	54.398	198.9	47.752	147.9	213.0	2:09.598			
3	27.478	191.8	54.409	196.4	48.114	146.3	213.0	2:10.001		9	27.155	192.9	<u>53.822</u>	205.7	48.171	145.9	213.4	2:09.148			
4	27.690	190.8	54.056	204.2	48.378	147.9	212.2	2:10.124		10	27.335	<u>194.2</u>	54.084	197.1	<u>47.442</u>	<u>148.4</u>	213.9	2:08.861			
5	27.758	189.5	54.454	187.8	51.066	144.4	214.3	2:13.278		11	<u>27.110</u>	193.2	54.070	200.0	48.887	146.3	214.7	2:10.067			
6	28.800	186.9	54.931	201.9	56.687	144.0	213.0	2:20.418		12	27.218	192.5	53.921	202.6	47.703	146.3	<u>215.6</u>	<u>2:08.842</u>			

19		Igor Sorokin																			
lap	Sect-1	Speed	Sect-2	Speed	Sect-3	Speed	TopSpeed	laptime	pit	lap	Sect-1	Speed	Sect-2	Speed	Sect-3	Speed	Topspeed	laptime	pit		
1	28.716	198.5	52.138	<u>222.7</u>	45.498	152.5	<u>225.0</u>	2:06.352		7	25.921	202.2	51.833	220.9	45.031	152.5	224.5	2:02.785			
2	26.638	203.4	51.718	220.0	44.666	136.4	224.5	2:03.022		8	25.831	204.2	52.079	218.6	44.503	151.7	223.6	2:02.413			
3	26.838	202.2	52.142	221.3	45.057	143.2	223.6	2:04.037		9	<u>25.543</u>	203.8	51.918	220.0	44.340	152.1	223.6	2:01.801			
4	25.799	<u>205.3</u>	51.852	218.6	44.783	149.2	224.5	2:02.434		10	25.690	204.5	<u>51.649</u>	220.0	<u>44.222</u>	<u>153.8</u>	224.1	<u>2:01.561</u>			
5	26.474	203.8	51.959	219.5	45.967	151.7	224.5	2:04.400		11	25.609	<u>205.3</u>	51.830	219.1	44.269	152.1	223.6	2:01.708			
6	27.508	146.5	1:17.905	139.4	1:08.574	150.4	124.7	2:53.987		12	25.744	204.2	51.903	218.6	44.520	152.1	223.1	2:02.167			

21		Usmaan Mughal																			
lap	Sect-1	Speed	Sect-2	Speed	Sect-3	Speed	TopSpeed	laptime	pit	lap	Sect-1	Speed	Sect-2	Speed	Sect-3	Speed	Topspeed	laptime	pit		
1	26.839	207.3	52.028	222.7	43.985	151.7	228.8	2:02.852		7	25.136	206.5	50.825	222.7	43.184	152.5	230.3	1:59.145			
2	25.014	206.9	50.483	223.1	43.113	152.1	230.3	1:58.610		8	24.878	207.3	50.464	221.8	43.007	152.1	229.3	1:58.349			
3	24.932	207.7	50.678	<u>223.6</u>	43.075	152.5	230.3	1:58.685		9	24.864	<u>208.5</u>	<u>50.312</u>	<u>223.6</u>	43.244	150.4	<u>230.8</u>	1:58.420			
4	24.894	208.1	50.337	221.3	<u>42.928</u>	151.3	229.8	<u>1:58.159</u>		10	25.023	207.7	50.477	223.1	43.159	<u>153.0</u>	230.3	1:58.659			
5	24.979	206.9	50.458	<u>223.6</u>	50.732	125.9	229.8	2:06.169		11	<u>24.847</u>	207.7	50.650	<u>223.6</u>	42.981	152.5	230.3	1:58.478			
6	29.146	139.7	1:25.023	179.7	1:10.942	150.4	119.9	3:05.111		12	24.848	207.3	50.542	223.1	43.289	150.8	230.3	1:58.679			

22		Ibby Hadeed																			
lap	Sect-1	Speed	Sect-2	Speed	Sect-3	Speed	TopSpeed	laptime	pit	lap	Sect-1	Speed	Sect-2	Speed	Sect-3	Speed	Topspeed	laptime	pit		
1	28.139	201.1	52.205	216.4	45.352	<u>154.7</u>	<u>225.0</u>	2:05.696		7	25.510	204.5	52.069	218.2	44.956	152.5	<u>225.0</u>	2:02.535			
2	27.357	203.0	52.403	219.1	44.679	152.1	223.6	2:04.439		8	25.504	204.2	51.728	219.5	<u>43.581</u>	152.1	224.1	2:00.813			
3	26.039	203.4	52.133	212.2	44.669	149.6	223.6	2:02.841		9	<u>25.306</u>	203.8	51.548	217.7	43.989	152.1	224.5	2:00.843			
4	25.451	<u>205.7</u>	52.011	218.2	44.151	152.5	224.1	2:01.613		10	25.434	205.3	<u>51.145</u>	<u>220.0</u>	43.820	152.1	<u>225.0</u>	<u>2:00.399</u>			
5	25.342	<u>205.7</u>	51.595	217.3	44.854	136.4	224.5	2:01.791		11	25.440	204.2	51.178	217.7	44.171	151.3	224.5	2:00.789			



## Yas Racing Series Round 4

### GULF RADICAL CUP

#### Laps and Sector Times - Sprint Race 1

17 - 21 January 2024

Yas Marina Circuit - 5281mtr.

6	29.204	155.4	1:18.259	144.8	1:09.244	153.0	117.4	2:56.707	12	25.565	204.2	51.463	217.7	44.113	152.5	223.6	2:01.141
---	--------	-------	----------	-------	----------	-------	-------	----------	----	--------	-------	--------	-------	--------	-------	-------	----------

23 Julien Monie																			
lap	Sect-1	Speed	Sect-2	Speed	Sect-3	Speed	TopSpeed	laptime	pit	lap	Sect-1	Speed	Sect-2	Speed	Sect-3	Speed	Topspeed	laptime	pit
1	27.941	200.7	52.125	<u>221.8</u>	44.705	152.5	226.4	2:04.771		7	25.444	205.3	<u>51.262</u>	220.0	43.831	152.1	<u>227.4</u>	2:00.537	
2	25.568	204.9	52.082	220.0	44.194	152.1	225.0	2:01.844		8	25.553	<u>206.9</u>	52.038	219.5	44.402	145.2	225.5	2:01.993	
3	25.804	204.2	51.865	219.5	44.388	151.7	224.1	2:02.057		9	25.948	206.1	51.320	220.4	44.411	150.0	<u>227.4</u>	2:01.679	
4	25.704	205.3	51.654	218.6	44.084	<u>153.4</u>	225.0	2:01.442		10	25.636	206.1	51.353	219.1	43.906	152.5	225.5	2:00.895	
5	25.607	204.9	51.279	219.1	48.565	139.9	225.0	2:05.451		11	<u>25.368</u>	206.5	51.316	219.1	<u>43.820</u>	151.3	225.0	<u>2:00.504</u>	
6	28.500	161.0	1:18.752	146.1	1:09.184	153.0	108.0	2:56.436		12	25.376	204.9	51.311	218.2	44.418	149.2	225.5	2:01.105	

24 Gregg Gorski																			
lap	Sect-1	Speed	Sect-2	Speed	Sect-3	Speed	TopSpeed	laptime	pit	lap	Sect-1	Speed	Sect-2	Speed	Sect-3	Speed	Topspeed	laptime	pit
1	27.547	203.4	52.677	222.7	44.194	151.3	<u>231.3</u>	2:04.418		7	25.161	207.3	50.536	223.6	44.004	151.3	230.8	1:59.701	
2	25.409	207.3	50.748	223.6	<u>43.283</u>	151.3	230.8	1:59.440		8	25.124	207.3	50.563	224.5	43.738	151.3	230.3	1:59.425	
3	25.091	208.5	50.646	224.5	43.661	152.1	230.8	1:59.398		9	24.946	208.5	50.422	224.1	44.150	<u>152.5</u>	<u>231.3</u>	1:59.518	
4	25.145	<u>208.9</u>	50.820	224.1	43.292	151.7	230.8	1:59.257		10	25.066	208.5	50.144	<u>225.0</u>	43.523	151.3	<u>231.3</u>	1:58.733	
5	24.979	208.1	50.537	223.6	49.383	128.0	230.8	2:04.899		11	25.029	207.7	<u>50.143</u>	<u>225.0</u>	43.289	151.3	<u>231.3</u>	<u>1:58.461</u>	
6	29.265	162.2	1:24.799	185.6	1:09.828	152.1	110.8	3:03.892		12	<u>24.860</u>	207.7	50.432	222.2	43.351	151.7	230.8	1:58.643	

27 Ian Aguilera Ituarte																			
lap	Sect-1	Speed	Sect-2	Speed	Sect-3	Speed	TopSpeed	laptime	pit	lap	Sect-1	Speed	Sect-2	Speed	Sect-3	Speed	Topspeed	laptime	pit
1	27.154	206.1	51.600	219.1	44.999	153.0	225.0	2:03.753		7	25.390	206.1	50.955	<u>223.6</u>	43.301	154.3	225.5	1:59.646	
2	25.086	206.9	50.949	220.4	43.739	153.0	226.9	1:59.774		8	25.104	207.7	50.778	221.3	43.076	154.3	226.9	1:58.958	
3	25.242	208.1	51.161	220.4	42.865	153.8	<u>227.4</u>	1:59.268		9	25.373	208.1	51.369	221.3	43.651	153.4	225.5	2:00.393	
4	25.081	<u>208.5</u>	50.737	221.8	42.977	152.1	<u>227.4</u>	1:58.795		10	25.040	<u>208.5</u>	<u>50.529</u>	221.3	<u>42.719</u>	<u>154.7</u>	<u>227.4</u>	<u>1:58.288</u>	
5	25.106	207.7	51.116	221.3	48.902	137.1	226.9	2:05.124		11	<u>25.035</u>	208.1	50.671	221.8	42.782	154.3	<u>227.4</u>	1:58.488	
6	29.208	128.1	1:24.566	157.0	1:10.519	153.8	113.7	3:04.293		12	25.096	207.3	50.828	217.3	43.523	154.3	<u>227.4</u>	1:59.447	

33 Jack Yang																			
lap	Sect-1	Speed	Sect-2	Speed	Sect-3	Speed	TopSpeed	laptime	pit	lap	Sect-1	Speed	Sect-2	Speed	Sect-3	Speed	Topspeed	laptime	pit
1	27.510	205.7	52.448	212.6	45.691	152.5	<u>231.8</u>	2:05.649		7	25.384	208.1	51.321	220.9	44.219	153.0	228.8	2:00.924	
2	34.722	202.2	51.713	<u>223.6</u>	45.477	153.4	229.8	2:11.912		8	25.101	208.1	51.044	222.2	43.606	153.0	227.8	1:59.751	
3	25.108	<u>208.5</u>	50.860	223.1	43.643	156.1	227.4	1:59.611		9	25.350	206.9	51.372	221.3	43.508	153.4	227.8	2:00.230	
4	25.018	207.3	50.813	222.2	44.036	154.3	227.8	1:59.867		10	25.303	208.1	50.767	221.8	43.558	154.7	229.3	1:59.628	
5	25.659	207.3	50.998	203.0	46.266	151.3	227.8	2:02.923		11	<u>24.999</u>	207.7	<u>50.568</u>	220.4	43.564	155.6	226.9	<u>1:59.131</u>	
6	27.603	172.2	1:18.211	151.5	1:08.606	149.6	118.9	2:54.420		12	25.090	205.3	50.789	220.9	<u>43.427</u>	<u>156.5</u>	227.4	1:59.306	

55 Fran Cush																			
lap	Sect-1	Speed	Sect-2	Speed	Sect-3	Speed	TopSpeed	laptime	pit	lap	Sect-1	Speed	Sect-2	Speed	Sect-3	Speed	Topspeed	laptime	pit
1	29.081	191.8	54.170	204.2	47.242	149.2	210.9	2:10.493		7	26.668	198.5	53.081	216.9	47.929	148.8	223.1	2:07.678	
2	26.470	201.1	52.704	215.6	47.425	150.8	<u>224.5</u>	2:06.599		8	26.897	197.1	53.658	209.7	47.514	151.3	220.4	2:08.069	
3	<u>26.134</u>	<u>204.2</u>	<u>52.443</u>	<u>219.1</u>	<u>46.931</u>	151.7	<u>224.5</u>	<u>2:05.508</u>		9	26.730	200.4	53.809	218.6	47.888	151.3	223.6	2:08.427	
4	26.265	200.4	52.691	217.7	47.086	<u>152.1</u>	222.7	2:06.042		10	26.486	198.5	53.257	213.4	47.286	151.7	221.3	2:07.029	
5	26.515	194.6	53.499	216.9	48.738	146.7	222.7	2:08.752		11	26.810	200.0	52.955	216.0	46.957	150.8	223.6	2:06.722	
6	26.751	190.1	1:01.585	145.4	1:10.740	143.2	180.3	2:39.076		12	26.382	195.7	53.086	208.5	Pit In		222.2	<u>2:14.143</u>	

63 Jim Booth																			
lap	Sect-1	Speed	Sect-2	Speed	Sect-3	Speed	TopSpeed	laptime	pit	lap	Sect-1	Speed	Sect-2	Speed	Sect-3	Speed	Topspeed	laptime	pit
1	29.585	194.2	54.976	209.3	46.874	152.5	222.2	2:11.435		7	26.824	196.7	53.526	217.3	47.523	149.2	206.1	2:07.873	
2	27.303	198.9	53.256	217.7	46.822	150.8	220.9	2:07.381		8	26.671	193.9	54.033	212.2	46.581	151.7	222.2	2:07.285	
3	26.450	200.7	52.623	<u>219.1</u>	46.369	150.8	224.1	2:05.442		9	26.388	200.7	52.806	218.6	46.047	152.1	224.5	2:05.241	



## Yas Racing Series Round 4

### GULF RADICAL CUP

#### Laps and Sector Times - Sprint Race 1

17 - 21 January 2024

Yas Marina Circuit - 5281mtr.

4	26.618	<u>201.1</u>	52.479	217.3	46.503	151.7	<u>225.0</u>	2:05.600	10	26.355	199.6	<u>52.431</u>	216.9	46.008	<u>153.0</u>	223.1	<u>2:04.794</u>
5	26.327	200.4	52.708	210.5	49.121	151.3	217.7	2:08.156	11	<u>26.255</u>	199.3	52.922	215.6	<u>45.903</u>	151.7	222.7	2:05.080
6	27.370	200.0	1:01.039	156.5	1:09.779	148.8	189.1	2:38.188	12	27.026	198.5	54.353	194.2	Pit In		222.7	2:21.365

69 Perikles David																			
lap	Sect-1	Speed	Sect-2	Speed	Sect-3	Speed	TopSpeed	laptime	pit	lap	Sect-1	Speed	Sect-2	Speed	Sect-3	Speed	Topspeed	laptime	pit
1	27.829	204.2	51.942	221.8	44.886	152.1	230.3	2:04.657		7	25.305	206.9	50.993	222.7	43.610	153.4	230.3	1:59.908	
2	25.366	206.9	50.862	<u>225.5</u>	44.171	153.0	229.8	2:00.399		8	25.081	208.1	50.721	224.5	43.658	153.4	230.3	1:59.460	
3	25.245	206.1	51.055	224.1	43.913	153.0	229.8	2:00.213		9	24.944	208.5	50.784	224.5	43.914	150.4	229.8	1:59.642	
4	25.210	207.7	50.690	224.5	43.848	<u>154.3</u>	229.8	1:59.748		10	24.998	<u>209.3</u>	50.464	225.0	43.483	153.8	230.3	1:58.945	
5	25.186	206.9	50.731	224.5	47.131	124.1	229.8	2:03.048		11	24.984	208.5	50.499	224.5	<u>43.090</u>	153.8	229.3	1:58.573	
6	29.015	152.1	1:24.920	175.0	1:09.262	152.1	111.1	3:03.197		12	<u>24.875</u>	208.1	<u>50.316</u>	<u>225.5</u>	43.199	153.8	<u>230.8</u>	<u>1:58.390</u>	

77 Alim Geshev																			
lap	Sect-1	Speed	Sect-2	Speed	Sect-3	Speed	TopSpeed	laptime	pit	lap	Sect-1	Speed	Sect-2	Speed	Sect-3	Speed	Topspeed	laptime	pit
1	27.509	206.5	51.160	225.0	43.909	<u>154.3</u>	227.4	2:02.578		2	<u>24.754</u>	209.3	<u>50.196</u>	<u>226.4</u>	<u>43.240</u>	<u>154.3</u>	<u>230.8</u>	<u>1:58.190</u>	

87 Jimmy Chou																			
lap	Sect-1	Speed	Sect-2	Speed	Sect-3	Speed	TopSpeed	laptime	pit	lap	Sect-1	Speed	Sect-2	Speed	Sect-3	Speed	Topspeed	laptime	pit
1	27.947	203.4	51.544	221.8	44.874	152.5	223.1	2:04.365		7	25.253	206.5	50.832	210.9	43.855	153.0	230.8	1:59.940	
2	25.032	209.3	50.855	216.0	43.509	153.8	230.3	1:59.396		8	24.807	<u>211.4</u>	50.633	216.9	43.396	152.5	228.8	1:58.836	
3	25.056	210.5	50.933	207.7	43.783	153.0	<u>232.3</u>	1:59.772		9	25.091	208.5	51.197	223.1	43.022	153.8	228.3	1:59.310	
4	24.901	210.1	50.600	222.2	42.967	154.3	231.8	1:58.468		10	<u>24.757</u>	210.9	<u>50.312</u>	<u>222.7</u>	<u>42.935</u>	<u>154.7</u>	<u>232.3</u>	<u>1:58.004</u>	
5	24.907	209.7	50.779	216.4	49.403	136.4	230.8	2:05.089		11	24.929	210.1	50.360	<u>225.5</u>	43.145	154.3	231.8	1:58.434	
6	28.819	133.7	1:24.942	154.1	1:10.308	152.5	112.7	3:04.069		12	24.908	210.9	51.877	216.9	43.192	<u>154.7</u>	230.8	1:59.977	

99 Joel Strijder																			
lap	Sect-1	Speed	Sect-2	Speed	Sect-3	Speed	TopSpeed	laptime	pit	lap	Sect-1	Speed	Sect-2	Speed	Sect-3	Speed	Topspeed	laptime	pit
1	28.161	204.5	52.017	<u>225.9</u>	47.169	151.3	212.2	2:07.347		7	25.568	<u>206.9</u>	51.406	220.9	43.778	<u>153.4</u>	<u>225.5</u>	<u>2:00.752</u>	
2	26.151	205.3	51.978	195.7	44.614	151.3	224.5	2:02.743		8	25.910	204.5	1:09.019	220.0	45.849	152.5	<u>225.5</u>	2:20.778	
3	26.322	204.5	51.513	220.4	<u>43.639</u>	152.5	223.6	2:01.474		9	26.747	199.3	53.125	219.5	1:05.920	138.5	223.6	2:25.792	
4	<u>25.520</u>	205.7	51.376	219.5	44.364	152.5	<u>225.5</u>	2:01.260		10	26.092	204.2	51.642	217.7	44.255	153.0	221.8	2:01.989	
5	25.591	204.9	<u>51.094</u>	220.0	46.103	130.8	<u>225.5</u>	2:02.788		11	25.975	204.2	51.489	218.6	44.766	153.0	225.0	2:02.230	
6	29.025	161.4	1:18.456	145.9	1:09.022	150.8	112.0	2:56.503		12	26.136	203.8	51.883	218.2	45.408	129.2	<u>225.5</u>	2:03.427	



# Yas Racing Series Round 4

17 - 21 January 2024

Yas Marina Circuit - 5281mtr.

## GULF RADICAL CUP

### Final starting grid Sprint Race 2

Start Time : 21:05 - Heat Duration : 25 Minutes

Pos	Nbr	Name	time	Pos	Nbr	Name	time
-----	-----	------	------	-----	-----	------	------

### ----- STARTLINE -----

Pole Left

1	27	Jan Aguilera Ibarra	1:57.080	Row 1	2	77	ARM Gashev	1:57.235
3	87	Jimmy Chou	1:57.289	Row 2	4	1	Alex Bukharinov	1:57.834
5	26	Gregg Gorski	1:58.863	Row 3	6	21	Umman Meghol	1:58.834
7	32	Jack Yang	1:58.909	Row 4	8	69	Patrick David	1:59.831
9	22	Ibby Nadeed	2:00.099	Row 5	10	99	Joel Strijder	2:00.983
11	23	Julian Manie	2:01.032	Row 6	12	19	Igor Sorokin	2:02.838
13	63	Jim Booth	2:03.838	Row 7	14	55	Fran Cuth	2:04.172
15	7	Jahid Karim	2:04.843	Row 8	16	8	Pascal Bachmann	2:09.615

Results www.gtracereults.com

Timekeeping by: Time Service BV - The Netherlands

Publication-time

Chief Steward  15:05 Anthony Gonsalves	Steward  Roman Parakh	ASN Steward  Michael Cafferty
---	-----------------------------	-------------------------------------

## Yas Racing Series Round 4

### GULF RADICAL CUP

#### Final result Sprint Qualifying

17 - 21 January 2024  
Yas Marina Circuit - 5281mtr.

Pos	Nbr	Name	Entrant	Cls	PIC	Fastest	In	Gap	Diff	Laps	2nd time
1	27	Ian Aguilera Ibarra	TT Racing	SR3	RS 1	<b>1:56.812</b>	<b>9</b>			10	1:57.086
2	77	Alim Geshev	TT Racing	SR3	XXR 1	<b>1:57.169</b>	<b>9</b>	0.357	0.357	9	1:57.235
3	97	Jimmy Chou	TT Racing	SR3	XX 1	<b>1:57.249</b>	<b>6</b>	0.437	0.080	9	1:57.289
4	1	Alex Bukhantsov	TT Racing	SR3	XX 2	<b>1:57.512</b>	<b>9</b>	0.700	0.263	9	1:57.834
5	21	Usmaan Mugha.	GulfSport Racing	SR3	XX 3	<b>1:57.950</b>	<b>9</b>	1.138	0.438	9	1:58.854
6	24	Gregg Gorski	GulfSport Racing	SR3	XXP 2	<b>1:58.212</b>	<b>8</b>	1.400	0.262	8	1:58.563
7	33	Jack Yang	Valour	SR3	XX 4	<b>1:58.477</b>	<b>4</b>	1.665	0.265	10	1:58.909
8	69	Penkles David	GulfSport Racing	SR3	XXR 3	<b>1:59.200</b>	<b>10</b>	2.388	0.723	10	1:59.831
9	22	Ibby Madeed	TT Racing	SR3	RS 1	<b>1:59.876</b>	<b>9</b>	3.064	0.676	10	2:00.095
10	23	Julien Morie	Leyton House	SR3	RSX 2	<b>2:00.050</b>	<b>5</b>	3.238	0.174	9	2:01.032
11	99	Joel Strijder	GulfSport Racing	SR3	XXR 4	<b>2:00.307</b>	<b>6</b>	3.495	0.257	10	2:00.953
12	19	Igor Sorokin	GulfSport Racing	SR3	XX 5	<b>2:02.343</b>	<b>4</b>	5.531	2.036	5	2:02.535
13	63	Jim Booth	Valour	SR3	XX 6	<b>2:03.458</b>	<b>8</b>	6.646	1.115	9	2:03.839
14	7	Jahid Karim	R2Race	SR3	XX 7	<b>2:03.549</b>	<b>9</b>	6.737	0.091	9	2:04.643
15	55	Fran Cusli	GulfSport Racing	SR3	RS 2	<b>2:03.695</b>	<b>6</b>	6.883	0.146	9	2:04.172
16	8	Pascal Bachmann		SR3	RS 3	<b>2:08.575</b>	<b>9</b>	11.763	4.880	9	2:09.615

Fastest time: 1:56.812 in lap 8 by nbr. 27 Ian Aguilera Ibarra (j)

Publication-time

Results: www.getraceresults.com

Timekeeping by: Time Service BV - The Netherlands

Chief Steward

15:05

Steward

ASN Steward

Anthony Gonsálves

Boman Parakh

Michael Cafferty

## Yas Racing Series Round 4

### GULF RADICAL CUP Final result Sprint Race 2

17 - 21 January 2024  
Yas Marina Circuit - 5291mtr.

Poa	Nbr	Name	Entrant	Cls	PIC	Gap	Total time	Fastest	In	Avg. Speed
1	21	Usmaan Mughal	GulfSport Racing	SR3 XX	1	-- 12 laps --	26:51.244	1:58.655	9	141.67
2	1	Alex Bukhantsov	TT Racing	SR3 XX	2	1.344	26:51.588	1:58.662	9	141.56
3	87	Jimmy Chou	TT Racing	SR3 XX	3	1.854	26:52.098	1:58.779	9	141.51
4	27	Ian Aguilera Ituarte	TT Racing	SR3 RSX	1	2.056	26:52.300	1:58.180	12	141.19
5	24	Gregg Gorski	GulfSport Racing	SR3 XXR	1	12.854	27:03.098	1:58.848	9	140.55
6	23	Julien Monie	Leyton House	SR3 RSX	2	29.135	27:19.379	2:00.719	7	139.16
7	69	Perikles David	GulfSport Racing	SR3 XXR	2	30.758	27:21.002	1:58.769	9	139.02
8	33	Jack Yang	Valour	SR3 XX	4	35.166	27:25.410	1:59.338	7	138.85
9	22	Thhy Hadeed	TT Racing	SR3 RS	1	45.299	27:35.543	2:01.525	6	137.80
10	19	Igor Sorokin	GulfSport Racing	SR3 XX	5	55.423	27:45.667	2:01.986	10	136.96
11	63	Jim Booth	Valour	SR3 XX	6	1:22.900	28:13.144	2:05.427	7	134.74
12	99	Joel Stjnder	GulfSport Racing	SR3 XXF	3	1:26.179	28:16.423	2:00.056	10	134.48
13	8	Pascal Bachmann	R2Race	SR3 RS	2	2:10.947	29:01.191	2:09.463	4	131.02
Not Classified		Did not Finish								
DNF	55	Fran Cush	GulfSport Racing	SR3 RS		-- 7 laps --	20:23.456	2:10.924	6	108.27
DNF	7	Jahid Karim	R2Race	SR3 XX						

Car #53- 5 sec penalty, track limits

Car #89- 5 sec penalty, track limits

Steward Decision No 4- Car #99. 20 sec penalty for causing an avoidable collision

Fastest time 1:58.488 in lap 12 by nbr. 27 Ian Aguilera Ituarte ()

Publication-time

Res. file [www.gulfracing.com](http://www.gulfracing.com)

Timekeeping by: Time Service BV - The Netherlands

Chief Steward

Steward

ASN Steward

Anthony Gonsalves

Boman Parakh

Micheal Cafferty





## Yas Racing Series Round 4

### GULF RADICAL CUP Laptimes - Sprint Race 2

17 - 21 January 2024  
Yas Marina Circuit - 5281mtr.

Nbr	Name	Laps	lap	Lap ..1	Lap ..2	Lap ..3	Lap ..4	Lap ..5	Lap ..6	Lap ..7	Lap ..8	Lap ..9	Lap ..0
21	Usmaan Mughal	12	1 - 10	2:38.041	4:16.318	2:00.593	1:59.637	1:59.614	1:59.465	1:59.348	1:58.894	1:58.655	1:58.903
			11 - 20	1:59.026	1:58.910								
1	Alex Bukhantsov	12	1 - 10	2:41.618	4:14.042	2:00.054	1:59.963	1:59.422	1:59.186	1:59.285	1:59.016	1:58.662	1:58.912
			11 - 20	1:59.223	1:59.455								
87	Jimmy Chou	12	1 - 10	2:40.492	4:14.493	2:01.035	1:59.906	1:59.706	1:59.375	1:59.024	1:58.982	1:58.779	1:58.884
			11 - 20	1:58.937	1:59.692								
27	Ian Aguilera Ituarte	12	1 - 10	2:39.646	4:15.235	2:02.041	1:59.950	1:59.967	1:59.823	1:59.342	1:58.973	1:58.664	1:59.115
			11 - 20	1:58.594	1:58.488								
24	Gregg Gorski	12	1 - 10	2:43.955	4:12.449	2:01.954	2:01.346	2:00.710	2:01.675	1:59.549	2:01.264	1:58.848	1:58.868
			11 - 20	1:59.618	1:59.826								
23	Julien Monie	12	1 - 10	2:47.975	4:09.366	2:03.292	2:02.423	2:01.347	2:01.451	2:00.719	2:02.317	2:01.581	2:01.030
			11 - 20	2:02.670	2:01.558								
69	Perikles David	12	1 - 10	2:45.185	4:11.257	2:00.842	2:01.808	2:00.595	2:00.993	1:59.419	1:59.160	1:58.769	1:58.888
			11 - 20	2:14.743	2:01.028								
33	Jack Yang	12	1 - 10	2:42.513	4:13.293	2:01.273	2:01.498	2:00.966	2:02.135	1:59.338	2:11.030	2:00.262	2:09.917
			11 - 20	2:00.392	1:59.649								
22	Ibby Hadeed	12	1 - 10	2:46.594	4:10.291	2:02.950	2:04.211	2:02.461	2:01.525	2:08.225	2:01.845	2:07.492	2:02.673
			11 - 20	2:02.281	2:01.540								
19	Igor Sorokin	12	1 - 10	2:56.335	4:04.951	2:06.633	2:04.409	2:04.584	2:02.210	2:03.342	2:05.555	2:02.933	2:01.986
			11 - 20	2:04.222	2:04.590								
63	Jim Booth	12	1 - 10	2:50.183	4:07.920	2:06.824	2:06.914	2:08.381	2:05.522	2:05.427	2:06.983	2:06.168	2:06.477
			11 - 20	2:06.185	2:07.129								
99	Joel Strijder	12	1 - 10	2:53.311	4:07.017	2:07.919	2:04.524	2:04.605	2:02.176	2:03.003	2:03.720	2:00.872	2:00.056
			11 - 20	2:22.672	2:02.699								
8	Pascal Bachmann	12	1 - 10	2:53.914	4:06.073	2:15.398	2:09.463	2:11.016	2:10.875	2:11.022	2:12.008	2:10.886	2:12.410
			11 - 20	2:11.593	2:11.799								
55	Fran Cush	7	1 - 10	2:51.387	4:08.233	2:21.706	4:06.418	2:12.618	2:10.924	2:27.888			
7	Jahid Karim		1 - 10										



## Yas Racing Series Round 4

### GULF RADICAL CUP Sector analyse - Sprint Race 2

17 - 21 January 2024  
Yas Marina Circuit - 5281mtr.

Pos	Nbr	Name / Team name	Sector 1			Sector 2			Sector 3			theoretical best	Actual best	In
			time	Lap	pos	time	Lap	pos	time	Lap	pos			
1	21	Usmaan Mughal	24.805	10	2	50.524	12	4	43.162	9	4	1:58.491	<b>1:58.655</b>	<b>9</b>
2	1	Alex Bukhantsov	24.855	11	4	50.572	9	5	43.040	9	2	1:58.467	<b>1:58.662</b>	<b>9</b>
3	87	Jimmy Chou	24.881	11	5	50.453	11	2	43.107	9	3	1:58.441	<b>1:58.779</b>	<b>9</b>
4	27	Ian Aguilera Ituarte	24.968	9	7	50.596	12	6	42.849	12	1	1:58.413	<b>1:58.488</b>	<b>12</b>
5	24	Gregg Gorski	24.847	8	3	50.348	9	1	43.291	10	5	1:58.486	<b>1:58.848</b>	<b>9</b>
6	23	Julien Monie	25.334	7	10	51.353	7	10	43.896	10	9	2:00.583	<b>2:00.719</b>	<b>7</b>
7	69	Perikles David	24.775	9	1	50.504	9	3	43.377	10	7	1:58.656	<b>1:58.769</b>	<b>9</b>
8	33	Jack Yang	24.941	8	6	50.773	7	7	43.333	12	6	1:59.047	<b>1:59.338</b>	<b>7</b>
9	22	Ibby Hadeed	25.292	9	9	51.257	11	9	44.531	6	11	2:01.080	<b>2:01.525</b>	<b>6</b>
10	19	Igor Sorokin	25.573	10	11	51.874	9	11	44.405	10	10	2:01.852	<b>2:01.986</b>	<b>10</b>
11	63	Jim Booth	26.527	6	12	52.478	7	12	46.343	7	12	2:05.348	<b>2:05.427</b>	<b>7</b>
12	99	Joel Strijder	25.178	11	8	50.955	10	8	43.634	10	8	1:59.767	<b>2:00.056</b>	<b>10</b>
13	8	Pascal Bachmann	27.117	4	13	53.796	4	13	48.427	9	13	2:09.340	<b>2:09.463</b>	<b>4</b>
14	55	Fran Cush	27.522	7	14	53.932	6	14	48.952	6	14	2:10.406	<b>2:10.924</b>	<b>6</b>
15	7	Jahid Karim												



## Yas Racing Series Round 4

### GULF RADICAL CUP

**17 - 21 January 2024**

### Laps and Sector Times - Sprint Race 2

**Yas Marina Circuit - 5281mtr.**

<b>1 Alex Bukhantsov</b>																			
lap	Sect-1	Speed	Sect-2	Speed	Sect-3	Speed	TopSpeed	laptime	pit	lap	Sect-1	Speed	Sect-2	Speed	Sect-3	Speed	Topspeed	laptime	pit
1	27.824	206.9	58.417	180.9	Pit In		173.9	2:41.618		7	24.973	210.9	50.750	222.2	43.562	150.8	230.8	1:59.285	
2	Pit Out	69.1	1:56.339	70.8	1:04.309	150.0	77.5	4:14.042		8	25.014	210.9	50.713	221.8	43.289	150.8	229.8	1:59.016	
3	25.285	211.4	51.130	223.6	43.639	149.6	229.8	2:00.054		9	25.050	210.5	50.572	223.1	43.040	151.3	229.3	1:58.662	
4	25.122	209.7	51.098	223.1	43.743	149.6	227.8	1:59.963		10	24.910	212.6	50.655	222.2	43.347	149.2	228.8	1:58.912	
5	25.045	211.4	50.864	223.6	43.513	150.4	228.3	1:59.422		11	24.855	211.8	50.844	224.5	43.524	149.6	228.8	1:59.223	
6	24.933	210.1	50.627	222.7	43.626	152.1	229.8	1:59.186		12	24.974	211.8	50.955	224.1	43.526	151.7	229.3	1:59.455	

<b>7 Jahid Karim</b>																			
lap	Sect-1	Speed	Sect-2	Speed	Sect-3	Speed	TopSpeed	laptime	pit	lap	Sect-1	Speed	Sect-2	Speed	Sect-3	Speed	Topspeed	laptime	pit

<b>8 Pascal Bachmann</b>																			
lap	Sect-1	Speed	Sect-2	Speed	Sect-3	Speed	TopSpeed	laptime	pit	lap	Sect-1	Speed	Sect-2	Speed	Sect-3	Speed	Topspeed	laptime	pit
1	31.171	195.7	1:01.924	189.8	Pit In		149.4	2:53.914		7	27.657	193.9	54.372	198.5	48.993	146.7	218.6	2:11.022	
2	Pit Out	83.6	1:57.055	54.5	1:02.755	144.8	67.3	4:06.073		8	27.764	194.6	54.386	204.2	49.858	146.3	219.1	2:12.008	
3	27.853	193.9	56.317	172.5	51.228	143.6	189.1	2:15.398		9	27.946	190.8	54.513	201.1	48.427	147.1	217.3	2:10.886	
4	27.117	194.2	53.796	183.7	48.550	144.8	219.5	2:09.463		10	27.679	194.2	55.543	193.9	49.188	148.4	217.7	2:12.410	
5	27.758	192.9	54.620	194.6	48.638	147.1	217.7	2:11.016		11	27.753	192.5	54.656	198.5	49.184	145.2	217.7	2:11.593	
6	27.735	192.2	54.257	197.1	48.883	145.9	218.2	2:10.875		12	28.918	189.8	54.416	206.1	48.465	148.8	217.7	2:11.799	

<b>19 Igor Sorokin</b>																			
lap	Sect-1	Speed	Sect-2	Speed	Sect-3	Speed	TopSpeed	laptime	pit	lap	Sect-1	Speed	Sect-2	Speed	Sect-3	Speed	Topspeed	laptime	pit
1	46.596	187.2	54.192	214.3	Pit In		207.3	2:56.335		7	25.677	205.7	52.003	217.7	45.662	148.8	221.8	2:03.342	
2	Pit Out	91.4	1:57.173	50.5	1:02.212	150.4	69.8	4:04.951		8	26.501	205.3	53.024	219.5	46.030	147.5	220.9	2:05.555	
3	27.552	195.3	53.050	217.7	46.031	149.2	222.7	2:06.633		9	25.897	204.9	51.874	217.7	45.162	151.7	223.1	2:02.933	
4	26.096	201.5	52.113	218.6	46.200	151.7	223.6	2:04.409		10	25.573	206.5	52.008	217.7	44.405	152.5	222.2	2:01.986	
5	26.292	201.1	53.204	216.9	45.088	153.0	224.1	2:04.584		11	25.802	204.5	51.970	217.3	46.450	152.5	221.8	2:04.222	
6	25.602	205.3	52.096	217.7	44.512	151.3	221.8	2:02.210		12	26.214	202.2	52.487	216.0	45.889	148.8	220.9	2:04.590	

<b>21 Usmaan Mughal</b>																			
lap	Sect-1	Speed	Sect-2	Speed	Sect-3	Speed	TopSpeed	laptime	pit	lap	Sect-1	Speed	Sect-2	Speed	Sect-3	Speed	Topspeed	laptime	pit
1	26.969	205.7	55.810	178.2	Pit In		191.2	2:38.041		7	24.916	209.3	50.877	220.4	43.555	150.4	228.3	1:59.348	
2	Pit Out	74.3	1:56.583	74.9	1:04.841	148.4	76.7	4:16.318		8	24.832	209.3	50.683	221.3	43.379	150.0	228.8	1:58.894	
3	25.623	208.1	51.241	220.0	43.729	151.3	227.4	2:00.593		9	24.932	210.1	50.561	221.8	43.162	150.4	228.8	1:58.655	
4	25.025	209.3	51.060	216.9	43.552	149.6	227.8	1:59.637		10	24.805	209.7	50.776	221.3	43.322	151.7	229.3	1:58.903	
5	25.039	208.9	50.961	221.3	43.614	152.5	228.3	1:59.614		11	24.921	210.1	50.755	221.8	43.350	151.3	228.8	1:59.026	
6	24.933	209.3	50.916	219.5	43.616	150.8	227.8	1:59.465		12	24.870	210.1	50.524	222.7	43.516	149.2	229.8	1:58.910	

<b>22 Ibby Hadeed</b>																			
lap	Sect-1	Speed	Sect-2	Speed	Sect-3	Speed	TopSpeed	laptime	pit	lap	Sect-1	Speed	Sect-2	Speed	Sect-3	Speed	Topspeed	laptime	pit
1	28.628	200.7	59.857	192.5	Pit In		196.7	2:46.594		7	25.484	207.3	51.535	216.9	51.206	151.7	225.0	2:08.225	
2	Pit Out	65.4	1:57.195	66.7	1:03.033	151.3	77.3	4:10.291		8	25.366	205.7	51.669	216.0	44.810	151.7	223.6	2:01.845	
3	26.184	199.3	52.123	213.9	44.643	151.3	224.1	2:02.950		9	25.292	207.7	51.616	215.6	50.584	128.9	223.6	2:07.492	
4	25.969	197.4	52.585	211.8	45.657	150.4	223.1	2:04.211		10	26.032	206.5	51.760	216.9	44.881	153.0	223.1	2:02.673	
5	25.910	204.5	52.010	210.1	44.541	152.1	223.1	2:02.461		11	25.373	207.3	51.257	211.4	45.651	151.7	224.1	2:02.281	
6	25.455	206.9	51.539	217.3	44.531	150.4	224.1	2:01.525		12	25.327	208.1	51.614	215.1	44.599	151.3	223.6	2:01.540	

<b>23 Julien Monie</b>																			
lap	Sect-1	Speed	Sect-2	Speed	Sect-3	Speed	TopSpeed	laptime	pit	lap	Sect-1	Speed	Sect-2	Speed	Sect-3	Speed	Topspeed	laptime	pit
1	29.219	192.9	1:00.147	180.0	Pit In		174.5	2:47.975		7	25.334	208.5	51.353	218.6	44.032	152.5	225.9	2:00.719	
2	Pit Out	65.5	1:57.650	66.1	1:02.824	150.4	74.3	4:09.366		8	25.520	207.3	51.835	217.7	44.962	143.6	225.0	2:02.317	



## Yas Racing Series Round 4

### GULF RADICAL CUP

#### Laps and Sector Times - Sprint Race 2

17 - 21 January 2024

Yas Marina Circuit - 5281mtr.

3	26.138	204.5	52.221	<u>219.5</u>	44.933	148.8	225.9	2:03.292	9	25.727	207.7	51.637	217.3	44.217	151.7	224.5	2:01.581
4	25.691	206.9	52.030	219.1	44.702	151.7	<u>226.4</u>	2:02.423	10	25.524	208.1	51.610	218.2	<u>43.896</u>	150.4	224.5	2:01.030
5	25.567	206.5	51.548	218.2	44.232	151.3	225.0	2:01.347	11	25.513	207.7	51.885	217.3	45.272	152.1	224.5	2:02.670
6	25.387	207.3	51.820	218.2	44.244	152.1	225.0	2:01.451	12	25.531	206.9	51.532	218.2	44.495	152.1	225.5	2:01.558

24 Gregg Gorski																			
lap	Sect-1	Speed	Sect-2	Speed	Sect-3	Speed	TopSpeed	laptime	pit	lap	Sect-1	Speed	Sect-2	Speed	Sect-3	Speed	Topspeed	laptime	pit
1	28.512	202.2	58.537	176.8	Pit In		200.4	2:43.955		7	25.129	208.5	50.713	219.1	43.707	150.8	231.3	1:59.549	
2	Pit Out	67.4	1:56.850	69.8	1:03.672	149.6	77.9	4:12.449		8	<u>24.847</u>	<u>210.9</u>	52.090	221.3	44.327	147.5	<u>231.8</u>	2:01.264	
3	25.862	206.1	51.895	220.9	44.197	148.4	221.8	2:01.954		9	25.207	208.5	<u>50.348</u>	221.8	43.293	151.3	230.3	<u>1:58.848</u>	
4	25.299	207.3	51.165	219.1	44.882	152.1	229.3	2:01.346		10	25.125	209.7	50.452	220.4	<u>43.291</u>	152.1	230.8	1:58.868	
5	25.293	209.3	50.748	221.8	44.669	152.5	230.8	2:00.710		11	24.943	209.3	50.665	<u>222.7</u>	44.010	152.1	230.3	1:59.618	
6	25.083	209.7	51.649	214.3	44.943	<u>153.0</u>	230.8	2:01.675		12	24.965	209.7	50.757	219.5	44.104	151.3	229.8	1:59.826	

27 Ian Aguilera Ituarte																			
lap	Sect-1	Speed	Sect-2	Speed	Sect-3	Speed	TopSpeed	laptime	pit	lap	Sect-1	Speed	Sect-2	Speed	Sect-3	Speed	Topspeed	laptime	pit
1	27.791	204.2	55.669	177.6	Pit In		177.6	2:39.646		7	25.174	210.1	51.011	220.9	43.157	152.5	<u>227.4</u>	1:59.342	
2	Pit Out	75.7	1:56.568	71.6	1:04.507	151.7	78.2	4:15.235		8	25.050	210.9	50.908	220.4	43.015	152.5	226.4	1:58.973	
3	26.032	205.7	51.602	206.5	44.407	153.8	226.9	2:02.041		9	<u>24.968</u>	211.4	50.670	220.9	43.026	153.4	<u>227.4</u>	1:58.664	
4	25.251	208.9	51.397	217.7	43.302	153.4	226.9	1:59.950		10	25.099	211.4	50.909	220.9	43.107	153.4	226.4	1:59.115	
5	25.291	210.1	51.174	219.5	43.502	151.3	226.9	1:59.967		11	24.974	<u>211.8</u>	50.715	221.3	42.905	<u>154.3</u>	226.9	1:58.594	
6	25.449	210.1	50.926	220.0	43.448	153.0	<u>227.4</u>	1:59.823		12	25.043	<u>211.8</u>	<u>50.596</u>	<u>221.8</u>	<u>42.849</u>	<u>154.3</u>	<u>227.4</u>	<u>1:58.488</u>	

33 Jack Yang																			
lap	Sect-1	Speed	Sect-2	Speed	Sect-3	Speed	TopSpeed	laptime	pit	lap	Sect-1	Speed	Sect-2	Speed	Sect-3	Speed	Topspeed	laptime	pit
1	27.994	204.5	58.482	180.3	Pit In		170.1	2:42.513		7	25.035	209.7	<u>50.773</u>	<u>221.3</u>	43.530	<u>154.3</u>	227.4	<u>1:59.338</u>	
2	Pit Out	67.9	1:56.454	69.6	1:04.286	149.6	81.3	4:13.293		8	<u>24.941</u>	<u>210.9</u>	52.110	220.0	53.979	124.1	225.9	2:11.030	
3	25.760	205.3	51.224	<u>221.3</u>	44.289	152.1	<u>227.8</u>	2:01.273		9	25.836	210.1	50.850	220.9	43.576	153.0	<u>227.8</u>	2:00.262	
4	25.279	207.7	51.554	219.1	44.665	153.8	226.4	2:01.498		10	24.972	210.5	51.220	<u>221.3</u>	53.725	120.0	227.4	2:09.917	
5	25.160	<u>210.9</u>	51.059	220.4	44.747	151.3	227.4	2:00.966		11	25.966	<u>210.9</u>	50.996	220.4	43.430	153.0	225.5	2:00.392	
6	25.205	209.3	52.104	220.4	44.826	152.5	<u>227.8</u>	2:02.135		12	25.147	210.1	51.169	219.5	<u>43.333</u>	153.0	225.5	1:59.649	

55 Fran Cush																			
lap	Sect-1	Speed	Sect-2	Speed	Sect-3	Speed	TopSpeed	laptime	pit	lap	Sect-1	Speed	Sect-2	Speed	Sect-3	Speed	Topspeed	laptime	pit
1	30.478	185.9	1:01.202	201.9	Pit In		162.9	2:51.387		5	28.141	<u>194.2</u>	54.468	178.8	50.009	145.2	217.7	2:12.618	
2	Pit Out	51.5	1:57.622	55.2	1:03.462	146.7	67.9	4:08.233		6	28.040	191.5	<u>53.932</u>	<u>213.4</u>	<u>48.952</u>	<u>147.1</u>	220.4	<u>2:10.924</u>	
3	28.183	190.8	56.412	190.5	Pit In		220.9	2:21.706		7	<u>27.522</u>	193.2	57.513	170.1	Pit In		<u>221.3</u>	2:27.888	
4	Pit Out	186.2	1:04.961	208.5	51.673	146.3	<u>221.3</u>	4:06.418		8									

63 Jim Booth																			
lap	Sect-1	Speed	Sect-2	Speed	Sect-3	Speed	TopSpeed	laptime	pit	lap	Sect-1	Speed	Sect-2	Speed	Sect-3	Speed	Topspeed	laptime	pit
1	29.432	197.1	1:00.270	193.2	Pit In		184.9	2:50.183		7	26.606	201.5	<u>52.478</u>	213.0	<u>46.343</u>	150.0	221.8	<u>2:05.427</u>	
2	Pit Out	57.2	1:57.355	56.0	1:02.438	142.5	68.9	4:07.920		8	27.754	198.5	52.705	208.9	46.524	<u>150.8</u>	222.7	2:06.983	
3	27.058	199.6	53.260	215.1	46.506	144.8	222.2	2:06.824		9	26.756	200.0	52.988	215.6	46.424	<u>150.8</u>	222.7	2:06.168	
4	27.162	199.6	52.841	<u>216.0</u>	46.911	147.1	221.3	2:06.914		10	26.883	200.7	52.730	214.3	46.864	149.2	221.8	2:06.477	
5	28.542	198.5	52.985	211.4	46.854	150.4	222.7	2:08.381		11	26.741	198.9	52.802	213.4	46.642	150.4	221.3	2:06.185	
6	<u>26.527</u>	<u>202.6</u>	52.502	213.0	46.493	149.2	<u>224.1</u>	2:05.522		12	27.112	198.9	53.240	210.1	46.777	150.4	220.4	2:07.129	

69 Perikles David																			
lap	Sect-1	Speed	Sect-2	Speed	Sect-3	Speed	TopSpeed	laptime	pit	lap	Sect-1	Speed	Sect-2	Speed	Sect-3	Speed	Topspeed	laptime	pit
1	28.542	202.2	59.062	200.0	Pit In		196.4	2:45.185		7	24.862	210.5	50.792	<u>221.8</u>	43.765	151.3	229.3	1:59.419	
2	Pit Out	68.5	1:57.117	65.3	1:03.152	151.3	81.4	4:11.257		8	24.789	210.5	50.776	221.3	43.595	152.5	229.3	1:59.160	



## Yas Racing Series Round 4

### GULF RADICAL CUP

#### Laps and Sector Times - Sprint Race 2

17 - 21 January 2024

Yas Marina Circuit - 5281mtr.

3	25.761	209.3	51.112	221.3	43.969	149.6	228.3	2:00.842	9	<u>24.775</u>	<u>210.9</u>	<u>50.504</u>	220.9	43.490	153.4	227.8	<u>1:58.769</u>
4	25.133	208.5	51.364	<u>221.8</u>	45.311	150.8	<u>229.8</u>	2:01.808	10	24.803	209.3	50.708	<u>221.8</u>	<u>43.377</u>	153.4	228.3	1:58.888
5	25.055	209.3	50.754	221.3	44.786	153.4	229.3	2:00.595	11	24.986	210.1	50.969	<u>221.8</u>	58.788	151.7	228.3	2:14.743
6	25.161	209.3	51.892	219.5	43.940	<u>155.2</u>	228.8	2:00.993	12	25.167	209.3	51.221	220.4	44.640	153.4	226.9	2:01.028

87 Jimmy Chou																			
lap	Sect-1	Speed	Sect-2	Speed	Sect-3	Speed	TopSpeed	laptime	pit	lap	Sect-1	Speed	Sect-2	Speed	Sect-3	Speed	Topspeed	laptime	pit
1	27.576	207.3	56.701	172.0	Pit In		173.6	2:40.492		7	24.934	211.8	50.747	217.7	43.343	153.0	<u>231.3</u>	1:59.024	
2	Pit Out	72.3	1:56.546	69.8	1:04.509	153.0	74.3	4:14.493		8	24.956	211.8	50.730	219.1	43.296	153.0	230.8	1:58.982	
3	25.797	206.9	51.391	219.5	43.847	152.5	<u>231.3</u>	2:01.035		9	24.915	212.2	50.757	219.5	<u>43.107</u>	152.1	230.3	<u>1:58.779</u>	
4	24.964	212.2	51.207	217.3	43.735	<u>153.8</u>	230.8	1:59.906		10	24.886	<u>213.0</u>	50.659	220.0	43.339	153.4	230.8	1:58.884	
5	25.128	208.5	50.904	<u>221.3</u>	43.674	150.8	<u>231.3</u>	1:59.706		11	<u>24.881</u>	212.6	<u>50.453</u>	216.9	43.603	153.4	230.8	1:58.937	
6	25.031	211.8	50.760	216.4	43.584	153.4	230.8	1:59.375		12	24.972	212.6	50.800	220.0	43.920	151.3	226.9	1:59.692	

99 Joel Strijder																			
lap	Sect-1	Speed	Sect-2	Speed	Sect-3	Speed	TopSpeed	laptime	pit	lap	Sect-1	Speed	Sect-2	Speed	Sect-3	Speed	Topspeed	laptime	pit
1	31.112	186.9	1:01.688	180.3	Pit In		158.4	2:53.311		7	25.767	207.3	51.795	219.1	45.441	153.0	225.0	2:03.003	
2	Pit Out	83.3	1:57.743	56.1	1:03.146	151.3	61.9	4:07.017		8	26.677	207.7	52.925	<u>220.4</u>	44.118	<u>153.4</u>	224.1	2:03.720	
3	27.908	197.8	54.205	220.0	45.806	151.7	223.1	2:07.919		9	25.566	207.7	51.384	217.3	43.922	151.7	224.1	2:00.872	
4	26.053	<u>208.5</u>	52.190	216.4	46.281	150.8	208.5	2:04.524		10	25.467	208.1	<u>50.955</u>	219.1	<u>43.634</u>	150.0	<u>225.9</u>	<u>2:00.056</u>	
5	25.952	206.5	53.176	215.1	45.477	<u>153.4</u>	221.8	2:04.605		11	<u>25.178</u>	208.1	51.701	217.7	1:05.793	147.5	224.1	2:22.672	
6	25.728	207.7	52.038	219.1	44.410	151.7	222.2	2:02.176		12	25.889	<u>208.5</u>	52.136	215.6	44.674	151.3	224.5	2:02.699	

## Yas Racing Series Round 4

### GULF RADICAL CUP

#### Final result Enduro Qualifying

17 - 21 January 2024  
Yas Marina Circuit - 5281mtr.

Pos	Nbr	Name	Entrant	Cls	PIC	Fastest	In	Gap	Diff	Laps	Km/h
1	27	Ian Aguilera Iruarte	TT Racing	SR3	RSX 1	<b>1:56.359</b>	7			8	163.39
2	87	Jimmy Chou	TT Racing	SR3	XX 1	<b>1:57.402</b>	5	1.043	1.043	7	161.94
3	1	Alex Bukhantsov	TT Racing	SR3	XX 2	<b>1:57.765</b>	7	1.426	0.383	7	161.41
4	77	Alim Geshev	TT Racing	SR3	XXF 1	<b>1:57.875</b>	5	1.520	0.091	7	161.28
5	21	Usmaan Mughal	GulfSport Racing	SR3	XX 3	<b>1:57.894</b>	7	1.535	0.015	7	161.26
6	69	Perikles David	GulfSport Racing	SR3	XXF 2	<b>1:57.902</b>	5	1.543	0.008	6	161.25
7	24	Gregg Gorski	GulfSport Racing	SR3	XXF 3	<b>1:58.203</b>	6	1.844	0.301	7	160.84
8	33	Jack Yang	Valour	SR3	XX 4	<b>1:59.373</b>	4	3.014	1.170	8	159.26
9	23	Julien Monie	Leyton House	SR3	RSX 2	<b>2:00.482</b>	6	4.121	1.109	7	157.80
10	22	Ibby Kaddaf	TT Racing	SR3	RS 1	<b>2:00.875</b>	6	4.516	0.393	6	157.28
11	19	Igor Samkin	GulfSport Racing	SR3	XX 5	<b>2:00.912</b>	6	4.553	0.037	7	157.24
12	99	Joel Strijder	GulfSport Racing	SR3	XXF 4	<b>2:01.017</b>	6	4.658	0.105	7	157.10
13	63	Jim Booth	Valour	SR3	XX 6	<b>2:02.750</b>	7	6.391	1.733	7	154.86
14	8	Pascal Bachmann	R2Race	SR3	RS 2	<b>2:03.694</b>	7	7.535	1.144	7	153.45
15	55	Fran Cush	GulfSport Racing	SR3	RS 3	<b>2:04.691</b>	6	8.332	0.797	7	152.47
16	7	Jalid Karim	R2Race	SR3	XX 7	<b>2:06.934</b>	3	10.575	2.243	4	149.78

Car #8- lap 3,4 deleted track limits  
 Car #22- lap 4 deleted track limits.  
 Car #33- lap 5,6 deleted track limits.  
 Car #63- lap 4,5 deleted track limits.  
 Car #77- lap 3 deleted track limits.  
 Car #87- lap 7 deleted track limits

Fastest time: 1:56.359 In lap 7 by nbr. 27 Ian Aguilera Iruarte (.)

Publication-time

Results: [www.getscoreresults.com](http://www.getscoreresults.com)

Timekeeping by: Time Service BV - The Netherlands

Chief Steward

Steward

ASN Steward

Anthony Gonsalves

Bomán Parakh

Micheal Cafferty

## Yas Racing Series Round 4

17 - 21 January 2024

Yas Marina Circuit - 5284mtr.




### GULF RADICAL CUP

#### Final starting grid Enduro Race

Start Time : 20:15 - Heat Duration : 45 Minutes

Pos	Nbr	Name	time		Pos	Nbr	Name	time
----- Pole Left ----- <b>STARTLINE</b> -----								
1	27	Ian Aguilera Etxarte	1:56.259	Row 1	2	87	Jimmy Chou	1:57.403
3	1	Alex Bukhantsov	1:57.785	Row 2	4	77	Alim Gashiev	1:57.879
5	21	Usman Nughal	1:57.894	Row 3	6	69	Perkles David	1:57.902
7	24	Gregg Gorski	1:58.203	Row 4	8	33	Jack Yang	1:58.373
9	23	Julien Mank	2:00.482	Row 5	10	22	Ibby Nadeed	2:00.875
11	19	Igor Sorokin	2:00.812	Row 6	12	89	Joel Strijder	2:01.817
13	63	Jim Booth	2:02.750	Row 7	14	8	Pascal Bachmann	2:03.884
15	55	Fran Cuth	2:04.891	Row 8	16	7	Jahid Karim	2:06.994

Steward Decision No 7. Car #7. 3 place grid penalty for causing collision with Car #23 from Round 3

Results <a href="http://www.gotraceresults.com">www.gotraceresults.com</a>		Timekeeping by: Time Service BV - The Netherlands		Publication-time	
Chief Steward		Steward		ASN Steward	
	Anthony Goncalves		Boman Parakh		Micheal Cafferty
Page 1 of 1					



## Yas Racing Series Round 4

### GULF RADICAL CUP Laptimes - Enduro Qualifying

17 - 21 January 2024  
Yas Marina Circuit - 5281mtr.

Nbr	Name	Laps	lap	Lap ..1	Lap ..2	Lap ..3	Lap ..4	Lap ..5	Lap ..6	Lap ..7	Lap ..8	Lap ..9	Lap ..0
33	Jack Yang	8	1 - 10	2:32.960	2:06.690	2:00.114	1:59.373	2:02.608	2:01.396	0:003	1:59.536		
27	Ian Aguilera Ituarte	8	1 - 10	2:23.544	1:59.736	1:56.919	1:56.680	1:56.651	1:56.447	1:56.359	2:12.658		
77	Alim Geshev	7	1 - 10	2:25.220	2:06.455	2:03.694	1:58.589	1:57.879	1:59.616	1:58.556			
24	Gregg Gorski	7	1 - 10	2:51.958	2:06.988	2:02.150	1:58.598	1:59.013	1:58.203	1:58.262			
21	Usmaan Mughal	7	1 - 10	2:26.387	2:28.264	2:02.998	1:58.735	1:59.578	1:58.203	1:57.894			
63	Jim Booth	7	1 - 10	2:33.864	2:17.491	2:07.253	2:04.314	2:03.394	2:06.638	2:02.750			
19	Igor Sorokin	7	1 - 10	2:29.121	2:22.698	2:01.531	2:00.986	2:01.145	2:00.912	2:17.022			
99	Joel Strijder	7	1 - 10	2:33.632	2:19.275	2:02.435	2:01.047	2:01.226	2:01.017	2:14.350			
23	Julien Monie	7	1 - 10	2:33.584	2:19.577	2:05.068	2:09.280	2:08.204	2:00.482	2:18.124			
87	Jimmy Chou	7	1 - 10	2:46.033	2:17.599	1:58.547	2:01.187	1:57.402	1:57.455	4:57.798			
1	Alex Bukhantsov	7	1 - 10	2:58.496	2:17.099	1:59.892	2:00.580	1:57.874	2:04.184	1:57.785			
55	Fran Cush	7	1 - 10	2:35.558	2:13.567	2:06.944	2:06.415	2:04.727	2:04.691	2:12.485			
8	Pascal Bachmann	7	1 - 10	2:43.667	2:16.877	2:09.114	2:06.323	2:04.636	2:07.263	2:03.894			
69	Perikles David	6	1 - 10	2:27.056	2:10.820	2:01.212	1:58.397	1:57.902	2:08.266				
22	Ibby Hadeed	6	1 - 10	2:36.758	2:19.751	4:14.440	2:04.162	2:01.263	2:00.875				
7	Jahid Karim	4	1 - 10	2:44.830	2:16.842	2:06.934	3:00.001						





## Yas Racing Series Round 4

### GULF RADICAL CUP

### Sector analyse - Enduro Qualifying

17 - 21 January 2024

Yas Marina Circuit - 5281mtr.

Pos	Nbr	Name / Team name	Sector 1			Sector 2			Sector 3			theoretical best	Actual best	In
			time	Lap	pos	time	Lap	pos	time	Lap	pos			
1	27	Ian Aguilera Ituarte	24.471	6	1	49.873	7	1	41.891	7	1	1:56.235	<b>1:56.359</b>	<b>7</b>
2	87	Jimmy Chou	24.697	5	4	50.131	6	2	42.389	5	2	1:57.217	<b>1:57.402</b>	<b>5</b>
3	1	Alex Bukhantsov	24.780	7	6	50.162	5	4	42.774	5	3	1:57.716	<b>1:57.785</b>	<b>7</b>
4	77	Alim Geshev	24.530	4	2	50.159	5	3	42.923	5	6	1:57.612	<b>1:57.879</b>	<b>5</b>
5	21	Usmaan Mughal	24.818	7	7	50.235	7	5	42.841	7	4	1:57.894	<b>1:57.894</b>	<b>7</b>
6	69	Perikles David	24.681	6	3	50.295	5	7	42.920	5	5	1:57.896	<b>1:57.902</b>	<b>5</b>
7	24	Gregg Gorski	24.757	6	5	50.235	7	6	43.194	7	7	1:58.186	<b>1:58.203</b>	<b>6</b>
8	33	Jack Yang	24.899	4	8	50.717	8	8	43.736	4	8	1:59.352	<b>1:59.373</b>	<b>4</b>
9	23	Julien Monie	25.254	4	11	51.262	6	12	43.916	6	9	2:00.432	<b>2:00.482</b>	<b>6</b>
10	22	Ibby Hadeed	25.177	6	9	50.990	6	9	44.194	4	11	2:00.361	<b>2:00.875</b>	<b>6</b>
11	19	Igor Sorokin	25.261	5	12	51.243	6	11	44.012	5	10	2:00.516	<b>2:00.912</b>	<b>6</b>
12	99	Joel Strijder	25.218	4	10	51.186	5	10	44.345	6	12	2:00.749	<b>2:01.017</b>	<b>6</b>
13	63	Jim Booth	25.755	7	13	51.972	7	13	45.023	7	13	2:02.750	<b>2:02.750</b>	<b>7</b>
14	8	Pascal Bachmann	26.083	7	15	52.121	7	14	45.690	7	14	2:03.894	<b>2:03.894</b>	<b>7</b>
15	55	Fran Cush	25.903	5	14	52.380	6	15	46.259	5	16	2:04.542	<b>2:04.691</b>	<b>6</b>
16	7	Jahid Karim	27.786	3	16	53.310	3	16	45.838	3	15	2:06.934	<b>2:06.934</b>	<b>3</b>



## Yas Racing Series Round 4

### GULF RADICAL CUP Final result Enduro Race

17 - 21 January 2024  
Yas Marina Circuit - 5281mtr.

Pos	Nbr	Name	Entrant	Cls	PIC	Gap	Total time	Fastest	In	Avg. Speed
1	27	Ian Aguilera Ituarte	TT Racing	SR3 RSX	1	-- 21 laps --	46:02.265	1:57.404	8	144.53
2	1	Alex Bukhantsov	TT Racing	SR3 XX	1	0.974	46:03.239	1:58.301	6	144.48
3	77	Alim Geshev	TT Racing	SR3 XXR	1	2.693	46:04.958	1:57.922	15	144.39
4	24	Gregg Gorski	GulfSport Racing	SR3 XXR	2	4.637	46:06.902	1:58.751	6	144.29
5	19	Igor Sorokin	GulfSport Racing	SR3 XX	2	10.133	46:12.398	2:00.134	17	144.00
6	87	Jimmy Chou	TT Racing	SR3 XX	3	11.667	46:13.932	1:57.400	10	143.92
7	23	Julien Monie	Leyton House	SR3 RSX	2	17.266	46:19.531	2:00.637	16	143.63
8	69	Perikles David	GulfSport Racing	SR3 XXR	3	23.032	46:25.297	1:59.554	17	143.33
9	21	Usmaan Mughal	GulfSport Racing	SR3 XX	4	25.700	46:27.965	1:58.864	11	143.20
10	63	Jim Booth	Valour	SR3 XX	5	1:23.677	47:25.942	2:04.081	16	140.28
11	8	Pascal Bachmann	R2Race	SR3 RS	1	-- 20 laps --	46:19.190	2:04.136	12	136.81
12	7	Jahid Karim	R2Race	SR3 XX	6	12.032	46:31.222	2:04.604	16	136.22
13	99	Joel Strijder	GulfSport Racing	SR3 XXR	4	-- 17 laps --	55:40.759	2:00.041	15	96.74
Not Classified		Did not Finish								
DNF	33	Jack Yang	Valour	SR3 XX		-- 18 laps --	37:40.865	1:58.734	9	151.36
DNF	22	Ibby Hadeed	TT Racing	SR3 RS		-- 17 laps --	35:58.147	2:00.542	16	149.75
DNF	55	Fran Cush	GulfSport Racing	SR3 RS		-- 7 laps --	15:03.669	2:06.641	6	147.26

Steward Decision No. 8- Car #21, 18 sec. penalty for a pit stop infringement, stationary below pit stop required time.

Steward Decision No. 9- Car #87, 10 sec. penalty for rejoining track in unsafe manner and impeding another car entering pit.

Steward Decision No. 10 - Car #69, 10 sec. penalty for causing an avoidable collision.

Car #7 - 5 sec. penalty track limits.

Car #7 - 5 sec. penalty track limits.

Car #7 - 5 sec. penalty track limits.

Car #23- 5 sec. penalty track limits.

Car #63 - 5 sec. penalty track limits.

Car #69 - 5 sec. penalty track limits.

Car #99 - 5 sec. penalty track limits.

Car #99- 5 sec. penalty track limits.

Car #8 - 5 sec. penalty track limits.

Fastest time : 1:57.400 in lap 10 by nbr. 87 : Jimmy Chou ()

**Publication-time**

Results: [www.getraceresults.com](http://www.getraceresults.com)

Timekeeping by : Time Service BV - The Netherlands

Chief Steward	Steward	ASN Steward
Anthony Gonsalves	Boman Parakh	Micheal Cafferty



# Yas Racing Series Round 4

## GULF RADICAL CUP

### Laps and Sector Times - Enduro Qualifying

17 - 21 January 2024

Yas Marina Circuit - 5281mtr.

1		Alex Bukhantsov																	
lap	Sect-1	Speed	Sect-2	Speed	Sect-3	Speed	TopSpeed	laptime	pit	lap	Sect-1	Speed	Sect-2	Speed	Sect-3	Speed	Topspeed	laptime	pit
1	Pit Out	110.8	1:15.692	149.2	57.824	114.4	150.0	2:58.496		5	24.938	210.9	<u>50.162</u>	224.1	<u>42.774</u>	153.0	229.8	1:57.874	
2		31.993	170.6	57.287	197.1	47.819	153.8	206.1	2:17.099	6	25.146	211.4	52.515	215.1	46.523	154.7	221.3	2:04.184	
3		25.143	211.4	51.318	208.9	43.431	153.4	<u>230.3</u>	1:59.892	7	<u>24.780</u>	<u>211.8</u>	50.176	<u>224.5</u>	42.829	153.4	<u>230.3</u>	<u>1:57.785</u>	
4		26.413	203.4	51.036	223.1	43.131	<u>155.2</u>	229.3	2:00.580	8									

7		Jahid Karim																	
lap	Sect-1	Speed	Sect-2	Speed	Sect-3	Speed	TopSpeed	laptime	pit	lap	Sect-1	Speed	Sect-2	Speed	Sect-3	Speed	Topspeed	laptime	pit
1	Pit Out	140.8	1:05.905	135.7	53.674	138.8	167.4	2:44.830		3	<u>27.786</u>	<u>198.2</u>	<u>53.310</u>	<u>211.8</u>	<u>45.838</u>	<u>150.0</u>	<u>228.8</u>	<u>2:06.934</u>	
2		29.594	164.4	58.586	173.4	48.662	146.7	202.2	2:16.842	4	52.444	160.2	1:00.507	152.1	Pit In		155.4	3:00.001	

8		Pascal Bachmann																	
lap	Sect-1	Speed	Sect-2	Speed	Sect-3	Speed	TopSpeed	laptime	pit	lap	Sect-1	Speed	Sect-2	Speed	Sect-3	Speed	Topspeed	laptime	pit
1	Pit Out	133.2	1:06.625	164.6	52.533	141.4	173.6	2:43.667		5	26.307	200.7	52.249	209.3	46.080	151.3	223.6	2:04.636	
2		29.755	181.8	58.650	175.3	48.472	<u>152.1</u>	199.3	2:16.877	6	27.309	200.4	52.557	210.5	47.397	151.3	<u>225.0</u>	2:07.263	
3		27.681	195.7	53.486	206.5	47.947	144.0	220.0	<del>2:09.114</del> D	7	<u>26.083</u>	<u>204.9</u>	<u>52.121</u>	<u>212.2</u>	<u>45.690</u>	<u>152.1</u>	224.5	<u>2:03.894</u>	
4		27.381	198.2	52.486	207.7	46.456	151.7	224.1	<del>2:06.323</del> D	8									

19		Igor Sorokin																	
lap	Sect-1	Speed	Sect-2	Speed	Sect-3	Speed	TopSpeed	laptime	pit	lap	Sect-1	Speed	Sect-2	Speed	Sect-3	Speed	Topspeed	laptime	pit
1	Pit Out	179.7	57.368	190.8	48.846	150.4	198.2	2:29.121		5	<u>25.261</u>	208.5	51.872	220.4	<u>44.012</u>	153.8	226.9	2:01.145	
2		26.787	202.6	1:06.521	188.2	49.390	153.8	165.6	2:22.698	6	25.316	208.1	<u>51.243</u>	220.9	44.353	153.0	224.5	<u>2:00.912</u>	
3		25.610	<u>209.3</u>	51.606	222.2	44.315	<u>155.2</u>	<u>227.4</u>	2:01.531	7	25.610	206.9	53.100	202.6	Pit In		187.5	2:17.022	
4		25.372	208.9	51.263	<u>222.7</u>	44.351	154.3	226.9	2:00.986	8									

21		Usmaan Mughal																	
lap	Sect-1	Speed	Sect-2	Speed	Sect-3	Speed	TopSpeed	laptime	pit	lap	Sect-1	Speed	Sect-2	Speed	Sect-3	Speed	Topspeed	laptime	pit
1	Pit Out	183.7	56.782	196.0	51.280	145.6	187.2	2:26.387		5	24.935	209.7	50.378	<u>224.1</u>	44.265	<u>153.4</u>	229.3	1:59.578	
2		28.470	174.8	1:12.242	187.5	47.552	152.5	145.0	2:28.264	6	25.085	208.9	50.245	223.6	42.873	152.1	<u>229.8</u>	1:58.203	
3		26.020	204.2	53.143	216.9	43.835	151.3	222.7	2:02.998	7	<u>24.818</u>	208.9	<u>50.235</u>	223.1	<u>42.841</u>	152.1	229.3	<u>1:57.894</u>	
4		24.888	<u>210.1</u>	50.254	223.6	43.593	151.7	229.3	1:58.735	8									

22		Ibby Hadeed																	
lap	Sect-1	Speed	Sect-2	Speed	Sect-3	Speed	TopSpeed	laptime	pit	lap	Sect-1	Speed	Sect-2	Speed	Sect-3	Speed	Topspeed	laptime	pit
1	Pit Out	165.1	1:02.944	185.9	51.638	147.9	180.6	2:36.758		4	25.515	<u>206.9</u>	51.453	212.6	<u>44.194</u>	153.4	<u>223.6</u>	<del>2:01.162</del> D	
2		28.931	190.5	57.566	198.5	Pit In		184.0	2:19.751	5	25.443	<u>206.9</u>	51.462	215.1	44.358	<u>154.3</u>	<u>223.6</u>	2:01.263	
3	Pit Out	183.1	53.383	208.1	47.203	153.8	216.9	4:14.440		6	<u>25.177</u>	<u>206.9</u>	<u>50.990</u>	<u>217.3</u>	44.708	153.0	223.1	<u>2:00.875</u>	

23		Julien Monie																	
lap	Sect-1	Speed	Sect-2	Speed	Sect-3	Speed	TopSpeed	laptime	pit	lap	Sect-1	Speed	Sect-2	Speed	Sect-3	Speed	Topspeed	laptime	pit
1	Pit Out	170.6	1:00.663	190.5	52.012	144.4	149.4	2:33.584		5	25.280	208.5	56.001	184.9	46.923	151.7	169.3	2:08.204	
2		29.424	170.1	58.573	198.9	51.580	134.0	198.2	2:19.577	6	25.304	209.3	<u>51.262</u>	<u>220.4</u>	<u>43.916</u>	151.7	<u>227.4</u>	<u>2:00.482</u>	
3		26.746	203.8	51.703	220.0	46.619	<u>153.4</u>	225.9	2:05.068	7	25.523	208.5	55.792	176.5	Pit In		178.8	2:18.124	
4		<u>25.254</u>	<u>209.7</u>	54.295	195.3	49.731	<u>153.4</u>	226.4	2:09.280	8									

24		Gregg Gorski																	
lap	Sect-1	Speed	Sect-2	Speed	Sect-3	Speed	TopSpeed	laptime	pit	lap	Sect-1	Speed	Sect-2	Speed	Sect-3	Speed	Topspeed	laptime	pit
1	Pit Out	187.8	56.110	197.4	48.635	148.8	216.4	2:51.958		5	24.928	209.7	50.498	223.1	43.587	<u>154.7</u>	230.3	1:59.013	
2		26.964	201.9	54.350	196.4	45.674	150.0	219.1	2:06.988	6	<u>24.757</u>	209.3	50.246	<u>223.6</u>	43.200	153.0	<u>230.8</u>	<u>1:58.203</u>	
3		25.789	201.1	51.400	217.7	44.961	150.8	229.3	2:02.150	7	24.833	208.9	<u>50.235</u>	222.7	<u>43.194</u>	153.4	230.3	1:58.262	
4		24.982	<u>210.1</u>	50.408	223.1	43.208	152.1	<u>230.8</u>	1:58.598	8									



## Yas Racing Series Round 4

### GULF RADICAL CUP

#### Laps and Sector Times - Enduro Qualifying

17 - 21 January 2024

Yas Marina Circuit - 5281mtr.

27		Ian Aguilera Ituarte																	
lap	Sect-1	Speed	Sect-2	Speed	Sect-3	Speed	TopSpeed	laptime	pit	lap	Sect-1	Speed	Sect-2	Speed	Sect-3	Speed	Topspeed	laptime	pit
1	Pit Out	185.6	55.357	206.9	45.450	155.6	207.7	2:23.544		5	24.606	<u>213.4</u>	50.059	224.1	41.986	<u>157.9</u>	228.8	1:56.651	
2	25.750	204.9	51.129	219.5	42.857	<u>157.9</u>	224.1	1:59.736		6	<u>24.471</u>	212.6	49.928	224.1	42.048	157.4	228.8	1:56.447	
3	24.770	212.2	50.050	<u>224.5</u>	42.099	157.4	<u>229.3</u>	1:56.919		7	24.595	211.8	<u>49.873</u>	<u>224.5</u>	<u>41.891</u>	156.5	<u>229.3</u>	<u>1:56.359</u>	
4	24.668	213.0	49.911	<u>224.5</u>	42.101	156.5	228.8	1:56.680		8	27.141	200.4	53.416	195.7	Pit In		189.1	2:12.658	

33		Jack Yang																	
lap	Sect-1	Speed	Sect-2	Speed	Sect-3	Speed	TopSpeed	laptime	pit	lap	Sect-1	Speed	Sect-2	Speed	Sect-3	Speed	Topspeed	laptime	pit
1	Pit Out	165.1	59.878	184.6	51.779	147.1	169.3	2:32.960		5	24.993	<u>210.1</u>	51.023	214.7	46.592	<u>157.0</u>	225.9	2:02.608	D
2	28.165	198.9	53.479	215.1	45.046	152.1	215.1	2:06.690		6	25.061	<u>210.1</u>	50.786	<u>221.8</u>	45.549	154.7	<u>227.4</u>	2:01.396	
3	25.350	209.3	50.861	221.3	43.903	153.4	225.0	2:00.114		7								0:003	D
4	<u>24.899</u>	209.7	50.738	221.3	<u>43.736</u>	151.3	226.4	<u>1:59.373</u>		8	25.038	208.1	<u>50.717</u>	220.4	43.781	155.6	226.9	1:59.536	

55		Fran Cush																	
lap	Sect-1	Speed	Sect-2	Speed	Sect-3	Speed	TopSpeed	laptime	pit	lap	Sect-1	Speed	Sect-2	Speed	Sect-3	Speed	Topspeed	laptime	pit
1	Pit Out	136.7	59.744	204.9	53.023	145.2	189.8	2:35.558		5	<u>25.903</u>	200.7	52.565	217.3	<u>46.259</u>	<u>153.0</u>	222.2	2:04.727	
2	28.386	191.8	54.908	172.2	50.273	149.6	220.4	2:13.567		6	25.931	<u>202.2</u>	<u>52.380</u>	216.9	46.380	152.1	222.2	<u>2:04.691</u>	
3	26.434	198.9	53.060	<u>217.7</u>	47.450	<u>153.0</u>	<u>223.6</u>	2:06.944		7	26.708	198.9	53.377	214.7	Pit In		218.2	2:12.485	
4	26.345	200.0	53.400	214.7	46.670	152.5	223.1	2:06.415		8									

63		Jim Booth																	
lap	Sect-1	Speed	Sect-2	Speed	Sect-3	Speed	TopSpeed	laptime	pit	lap	Sect-1	Speed	Sect-2	Speed	Sect-3	Speed	Topspeed	laptime	pit
1	Pit Out	165.1	1:00.174	166.2	53.023	145.9	154.5	2:33.864		5	25.847	203.0	52.001	<u>219.5</u>	45.546	<u>153.8</u>	221.8	2:03.394	D
2	28.823	196.7	59.240	170.3	49.428	149.2	207.3	2:17.491		6	26.132	<u>204.5</u>	52.494	215.1	48.012	152.5	223.6	2:06.638	
3	27.114	200.4	53.381	216.9	46.758	152.5	218.6	2:07.253		7	<u>25.755</u>	204.2	<u>51.972</u>	219.1	<u>45.023</u>	152.5	<u>224.1</u>	<u>2:02.750</u>	
4	26.260	197.1	52.303	218.2	45.751	153.4	222.7	2:04.314	D	8									

69		Perikles David																	
lap	Sect-1	Speed	Sect-2	Speed	Sect-3	Speed	TopSpeed	laptime	pit	lap	Sect-1	Speed	Sect-2	Speed	Sect-3	Speed	Topspeed	laptime	pit
1	Pit Out	172.8	57.216	198.2	49.128	141.4	209.3	2:27.056		4	24.850	209.7	50.525	<u>223.1</u>	43.022	154.7	228.3	1:58.397	
2	27.571	155.4	54.649	215.6	48.600	153.4	215.6	2:10.820		5	24.687	<u>210.1</u>	<u>50.295</u>	<u>223.1</u>	<u>42.920</u>	<u>156.5</u>	<u>229.3</u>	<u>1:57.902</u>	
3	25.686	203.8	51.886	<u>223.1</u>	43.640	153.4	224.5	2:01.212		6	<u>24.681</u>	209.3	52.110	204.9	Pit In		228.8	2:08.266	

77		Alim Geshev																	
lap	Sect-1	Speed	Sect-2	Speed	Sect-3	Speed	TopSpeed	laptime	pit	lap	Sect-1	Speed	Sect-2	Speed	Sect-3	Speed	Topspeed	laptime	pit
1	Pit Out	187.5	56.949	204.9	50.432	150.0	187.2	2:25.220		5	24.797	<u>213.0</u>	<u>50.159</u>	226.4	<u>42.923</u>	<u>156.5</u>	230.3	<u>1:57.879</u>	
2	28.408	200.4	52.882	221.8	45.165	154.7	204.9	2:06.455		6	24.717	211.8	50.323	226.4	44.576	155.6	<u>230.8</u>	1:59.616	
3	24.892	211.4	52.154	220.0	46.648	154.3	220.4	2:03.694	D	7	24.713	212.2	50.325	226.4	43.518	156.1	230.3	1:58.556	
4	<u>24.530</u>	212.6	50.334	<u>226.9</u>	43.725	155.2	230.3	1:58.589		8									

87		Jimmy Chou																	
lap	Sect-1	Speed	Sect-2	Speed	Sect-3	Speed	TopSpeed	laptime	pit	lap	Sect-1	Speed	Sect-2	Speed	Sect-3	Speed	Topspeed	laptime	pit
1	Pit Out	135.0	1:10.682	145.9	54.771	131.4	114.3	2:46.033		5	<u>24.697</u>	212.6	50.316	221.3	<u>42.389</u>	153.0	230.3	<u>1:57.402</u>	
2	30.342	192.2	1:02.096	211.4	45.161	151.7	202.2	2:17.599		6	24.756	211.8	<u>50.131</u>	<u>224.5</u>	42.568	151.7	<u>231.8</u>	1:57.455	
3	24.923	<u>213.0</u>	50.699	220.0	42.925	<u>154.7</u>	230.8	1:58.547		7	24.745	211.4	50.254	221.3	42.799	151.7	230.3	<u>1:57.798</u>	D
4	25.728	211.8	50.619	175.9	44.840	154.3	230.8	2:01.187		8									

99		Joel Strijder																	
lap	Sect-1	Speed	Sect-2	Speed	Sect-3	Speed	TopSpeed	laptime	pit	lap	Sect-1	Speed	Sect-2	Speed	Sect-3	Speed	Topspeed	laptime	pit
1	Pit Out	178.2	59.707	186.2	50.276	151.7	179.1	2:33.632		5	25.283	207.3	<u>51.186</u>	217.7	44.757	153.4	<u>225.5</u>	2:01.226	
2	26.782	203.0	1:03.923	178.2	48.570	153.4	159.1	2:19.275		6	25.358	207.3	51.314	217.3	<u>44.345</u>	153.8	224.5	<u>2:01.017</u>	
3	25.826	207.3	52.186	217.3	44.423	<u>155.2</u>	224.1	2:02.435		7	25.503	206.1	51.439	217.3	Pit In		224.5	2:14.350	



## Yas Racing Series Round 4

### GULF RADICAL CUP

#### Laps and Sector Times - Enduro Qualifying

17 - 21 January 2024

Yas Marina Circuit - 5281mtr.

4	25.218	207.7	51.403	218.6	44.426	154.7	225.5	2:01.047	8					
---	--------	-------	--------	-------	--------	-------	-------	----------	---	--	--	--	--	--



## Yas Racing Series Round 4

### GULF RADICAL CUP Laptimes - Enduro Race

17 - 21 January 2024  
Yas Marina Circuit - 5281mtr.

Nbr	Name	Laps	lap	Lap ..1	Lap ..2	Lap ..3	Lap ..4	Lap ..5	Lap ..6	Lap ..7	Lap ..8	Lap ..9	Lap ..0
27	Ian Aguilera Ituarte	21	1 - 10	2:01.988	1:58.267	1:57.636	1:57.581	1:57.442	1:57.425	1:57.633	1:57.404	1:57.582	1:57.570
			11 - 20	2:01.068	3:15.618	1:58.219	1:59.131	1:57.747	1:57.907	1:57.794	1:58.658	4:10.414	3:04.570
			21 - 30	1:59.635									
1	Alex Bukhantsov	21	1 - 10	2:01.255	2:00.102	1:58.682	1:58.613	1:58.536	1:58.301	1:58.381	1:58.508	1:58.580	1:58.319
			11 - 20	2:02.798	3:22.075	1:58.397	1:59.157	1:58.533	1:58.657	1:58.771	2:00.778	3:49.628	3:04.388
			21 - 30	1:59.535									
77	Alim Geshev	21	1 - 10	2:02.840	1:59.190	1:58.896	1:58.694	1:58.401	1:58.445	1:58.495	1:58.962	1:58.398	1:58.656
			11 - 20	1:58.251	2:02.488	3:14.576	1:57.931	1:57.922	1:58.513	1:58.327	1:58.629	3:59.867	3:04.697
			21 - 30	2:01.598									
24	Gregg Gorski	21	1 - 10	2:03.365	1:59.492	1:59.067	1:59.419	1:59.164	1:58.751	1:58.857	1:59.158	1:59.125	1:58.884
			11 - 20	1:58.964	2:03.500	3:21.269	1:59.227	1:59.782	1:59.218	1:59.718	2:04.397	3:38.349	3:04.776
			21 - 30	2:00.534									
19	Igor Sorokin	21	1 - 10	2:06.914	2:01.729	2:01.972	2:01.646	2:01.857	2:01.970	2:00.565	2:01.441	2:01.126	2:04.601
			11 - 20	3:22.009	2:00.199	2:05.676	2:00.333	2:00.268	2:00.213	2:00.134	2:03.347	3:06.058	3:04.886
			21 - 30	2:02.920									
87	Jimmy Chou	21	1 - 10	2:02.463	1:58.267	1:57.834	1:57.701	1:58.185	1:58.196	1:57.747	1:57.652	1:57.868	1:57.400
			11 - 20	2:12.246	2:03.817	3:18.568	1:57.921	1:57.740	1:57.686	1:58.234	1:59.711	3:49.373	3:04.638
			21 - 30	1:59.558									
23	Julien Monie	21	1 - 10	2:05.614	2:02.436	2:01.974	2:02.221	2:01.381	2:01.779	2:00.994	2:01.529	2:02.381	2:00.784
			11 - 20	2:06.790	3:25.631	2:01.038	2:00.851	2:00.864	2:00.637	2:01.345	2:05.801	2:59.240	3:04.381
			21 - 30	2:04.727									
69	Perikles David	21	1 - 10	2:04.119	2:06.576	2:00.530	1:59.989	1:59.726	2:00.106	1:59.628	1:59.730	1:59.833	1:59.975
			11 - 20	2:00.551	2:05.598	3:31.664	2:00.313	1:59.759	1:59.844	1:59.554	2:02.045	3:12.945	3:04.425
			21 - 30	2:01.769									
21	Usmaan Mughal	21	1 - 10	2:02.733	1:59.369	1:59.056	1:59.024	1:58.973	1:59.179	1:58.921	1:58.911	1:59.116	1:58.960
			11 - 20	1:58.864	1:59.004	2:05.615	3:24.216	2:00.522	1:59.930	1:59.883	2:06.047	3:32.462	3:04.269
			21 - 30	2:03.226									
63	Jim Booth	21	1 - 10	2:08.808	2:04.956	2:06.019	2:04.937	2:05.218	2:05.013	2:05.132	2:05.129	2:04.515	2:09.330
			11 - 20	3:15.108	2:05.220	2:04.465	2:04.327	2:04.558	2:04.081	2:04.961	4:12.880	2:13.258	2:05.374
			21 - 30	2:04.807									
8	Pascal Bachmann	20	1 - 10	2:10.100	2:08.527	2:08.655	2:06.944	2:07.617	2:07.032	2:06.787	2:05.595	2:05.129	2:09.637
			11 - 20	3:28.405	2:04.136	2:05.189	2:04.625	2:05.326	2:06.667	2:05.900	3:41.268	3:05.373	2:08.241
7	Jahid Karim	20	1 - 10	2:12.131	2:07.002	2:06.198	2:07.697	2:05.844	2:07.032	2:07.075	2:06.010	2:07.868	2:07.232
			11 - 20	2:06.544	2:14.477	3:48.071	2:06.372	2:05.504	2:04.604	2:06.009	3:14.216	3:05.756	2:06.964
99	Joel Strijder	17	1 - 10	2:07.427	2:02.514	2:00.796	2:01.670	2:00.925	2:00.133	2:00.635	2:00.140	2:00.445	2:07.156
			11 - 20	3:24.593	2:00.467	2:00.562	2:00.380	2:00.041	2:00.053	21:40.072			
33	Jack Yang	18	1 - 10	2:04.036	2:00.015	1:59.807	1:59.283	1:59.866	1:59.367	1:59.283	1:59.258	1:58.734	1:59.267
			11 - 20	2:07.832	3:21.737	1:59.294	2:00.439	2:00.431	1:59.435	1:59.631	2:10.884		
22	Ibby Hadeed	17	1 - 10	2:05.902	2:03.431	2:02.968	2:02.132	2:01.937	2:01.824	2:01.401	2:01.047	2:00.963	2:01.265
			11 - 20	2:01.244	2:04.619	3:21.236	2:01.433	2:01.961	2:00.542	2:01.699			
55	Fran Cush	7	1 - 10	2:10.738	2:06.916	2:06.744	2:07.906	2:08.313	2:06.641	2:12.611			



## Yas Racing Series Round 4

### GULF RADICAL CUP Sector analyse - Enduro Race

17 - 21 January 2024  
Yas Marina Circuit - 5281mtr.

Pos	Nbr	Name / Team name	Sector 1			Sector 2			Sector 3			theoretical best	Actual best	In
			time	Lap	pos	time	Lap	pos	time	Lap	pos			
1	27	Ian Aguilera Ituarte	24.741	15	3	50.246	6	2	42.309	5	1	1:57.296	<b>1:57.404</b>	<b>8</b>
2	1	Alex Bukhantsov	24.891	6	5	50.359	6	4	42.869	13	4	1:58.119	<b>1:58.301</b>	<b>6</b>
3	77	Alim Geshev	24.667	12	2	50.340	14	3	42.773	15	3	1:57.780	<b>1:57.922</b>	<b>15</b>
4	24	Gregg Gorski	24.808	17	4	50.406	7	5	43.335	6	7	1:58.549	<b>1:58.751</b>	<b>6</b>
5	19	Igor Sorokin	25.171	15	10	50.867	14	8	43.512	17	10	1:59.550	<b>2:00.134</b>	<b>17</b>
6	87	Jimmy Chou	24.636	9	1	50.110	10	1	42.587	8	2	1:57.333	<b>1:57.400</b>	<b>10</b>
7	23	Julien Monie	25.265	6	11	51.334	11	11	43.771	16	11	2:00.370	<b>2:00.637</b>	<b>16</b>
8	69	Perikles David	24.974	5	8	50.924	7	9	43.423	15	8	1:59.321	<b>1:59.554</b>	<b>17</b>
9	21	Usmaan Mughal	24.893	8	6	50.480	3	6	43.258	11	6	1:58.631	<b>1:58.864</b>	<b>11</b>
10	63	Jim Booth	26.015	14	13	52.102	10	13	45.340	16	13	2:03.457	<b>2:04.081</b>	<b>16</b>
11	8	Pascal Bachmann	26.021	17	14	52.285	9	15	45.658	11	14	2:03.964	<b>2:04.136</b>	<b>12</b>
12	7	Jahid Karim	26.254	14	15	52.105	16	14	45.837	5	15	2:04.196	<b>2:04.604</b>	<b>16</b>
13	99	Joel Strijder	25.147	17	9	51.040	13	10	43.432	16	9	1:59.619	<b>2:00.041</b>	<b>15</b>
14	33	Jack Yang	24.952	11	7	50.550	9	7	43.132	9	5	1:58.634	<b>1:58.734</b>	<b>9</b>
15	22	Ibby Hadeed	25.318	11	12	51.414	16	12	43.806	8	12	2:00.538	<b>2:00.542</b>	<b>16</b>
16	55	Fran Cush	26.263	4	16	52.762	3	16	46.696	1	16	2:05.721	<b>2:06.641</b>	<b>6</b>



# Yas Racing Series Round 4

## GULF RADICAL CUP

### Laps and Sector Times - Enduro Race

17 - 21 January 2024

Yas Marina Circuit - 5281mtr.

1 Alex Bukhantsov																			
lap	Sect-1	Speed	Sect-2	Speed	Sect-3	Speed	TopSpeed	laptime	pit	lap	Sect-1	Speed	Sect-2	Speed	Sect-3	Speed	Topspeed	laptime	pit
1	26.882	210.9	51.068	<u>223.1</u>	43.305	151.7	228.8	2:01.255		12	Pit Out	203.4	50.961	220.9	43.117	153.0	226.9	3:22.075	
2	24.973	210.5	51.531	220.9	43.598	149.6	230.8	2:00.102		13	25.130	210.5	50.398	222.7	<u>42.869</u>	152.1	227.8	1:58.397	
3	25.038	210.5	50.491	221.8	43.153	151.3	230.3	1:58.682		14	25.018	209.3	50.615	221.3	43.524	151.3	228.8	1:59.157	
4	24.914	210.9	50.541	222.7	43.158	150.0	229.3	1:58.613		15	24.952	209.7	50.547	220.9	43.034	150.8	228.8	1:58.533	
5	24.943	<u>212.2</u>	50.428	222.2	43.165	150.4	228.8	1:58.536		16	24.923	210.9	50.587	222.7	43.147	152.1	228.8	1:58.657	
6	<u>24.891</u>	211.4	<u>50.359</u>	222.7	43.051	150.8	230.8	<u>1:58.301</u>		17	24.930	211.4	50.662	221.8	43.179	152.5	229.8	1:58.771	
7	24.955	211.4	50.534	221.3	42.892	150.8	228.3	1:58.381		18	25.023	211.4	50.893	221.3	44.862	153.0	227.4	2:00.778	
8	24.936	211.4	50.428	221.8	43.144	151.3	<u>231.3</u>	1:58.508		19	26.260	203.8	1:54.962	74.3	1:28.406	94.9	77.1	3:49.628	
9	24.923	209.3	50.604	220.4	43.053	151.3	227.8	1:58.580		20	44.978	148.1	1:04.207	123.3	1:15.203	153.4	191.2	3:04.388	
10	24.960	209.7	50.462	221.8	42.897	<u>153.8</u>	229.3	1:58.319		21	25.291	211.8	50.908	<u>223.1</u>	43.336	152.5	226.9	1:59.535	
11	24.960	210.1	50.651	220.9	Pit In		226.9	2:02.798		22									

7 Jahid Karim																			
lap	Sect-1	Speed	Sect-2	Speed	Sect-3	Speed	TopSpeed	laptime	pit	lap	Sect-1	Speed	Sect-2	Speed	Sect-3	Speed	Topspeed	laptime	pit
1	30.689	190.8	54.347	188.5	47.095	146.3	217.3	2:12.131		11	26.929	197.4	52.346	216.9	47.269	146.7	228.3	2:06.544	
2	26.601	201.1	52.469	216.0	47.932	140.6	<u>231.8</u>	2:07.002		12	26.744	203.4	52.481	219.1	Pit In		229.3	2:14.477	
3	26.693	202.6	52.185	214.7	47.320	144.0	230.3	2:06.198		13	Pit Out	193.9	53.937	210.1	46.686	148.4	229.8	3:48.071	
4	26.380	<u>205.7</u>	52.955	207.3	48.362	147.1	228.3	2:07.697		14	<u>26.254</u>	203.8	52.307	218.2	47.811	145.9	228.8	2:06.372	
5	27.227	197.8	52.780	214.7	<u>45.837</u>	144.4	212.2	2:05.844		15	26.932	201.5	52.526	215.6	46.046	146.3	229.3	2:05.504	
6	27.718	193.2	52.319	<u>220.0</u>	46.995	147.9	228.8	2:07.032		16	26.289	202.2	<u>52.105</u>	219.1	46.210	146.3	228.8	<u>2:04.604</u>	
7	26.919	196.0	52.200	219.1	47.956	140.6	228.3	2:07.075		17	26.269	203.8	52.224	213.0	47.516	146.7	228.3	2:06.009	
8	26.921	189.8	52.562	216.9	46.527	144.0	228.8	2:06.010		18	27.100	199.6	1:18.981	76.1	1:28.135	117.6	153.8	3:14.216	
9	26.903	198.9	52.785	218.2	48.180	144.8	227.8	2:07.868		19	44.830	129.5	1:04.055	126.5	1:16.871	142.9	189.1	3:05.756	
10	26.759	197.4	52.147	180.0	48.326	144.0	229.8	2:07.232		20	26.640	203.4	53.368	218.6	46.956	<u>149.6</u>	227.4	2:06.964	

8 Pascal Bachmann																			
lap	Sect-1	Speed	Sect-2	Speed	Sect-3	Speed	TopSpeed	laptime	pit	lap	Sect-1	Speed	Sect-2	Speed	Sect-3	Speed	Topspeed	laptime	pit
1	29.972	197.1	53.493	213.0	46.635	148.4	221.3	2:10.100		11	Pit Out	196.4	52.526	215.1	<u>45.658</u>	150.4	223.6	3:28.405	
2	26.733	201.1	53.466	212.6	48.328	146.7	223.6	2:08.527		12	26.097	204.2	52.358	215.6	45.681	150.8	222.7	<u>2:04.136</u>	
3	27.169	198.9	53.933	209.3	47.553	149.2	224.5	2:08.655		13	26.115	204.5	52.500	214.7	46.574	149.6	223.1	2:05.189	
4	26.687	200.4	53.069	213.9	47.188	148.8	223.6	2:06.944		14	26.310	204.5	52.567	<u>216.0</u>	45.748	<u>151.3</u>	223.6	2:04.625	
5	27.210	197.1	53.071	199.3	47.336	148.8	223.1	2:07.617		15	26.101	203.8	52.843	213.0	46.382	150.0	224.1	2:05.326	
6	26.829	198.9	52.859	201.9	47.344	146.3	<u>225.5</u>	2:07.032		16	26.181	203.4	52.864	191.8	47.622	150.0	222.7	2:06.667	
7	26.975	199.3	52.647	213.0	47.165	147.9	224.5	2:06.787		17	<u>26.021</u>	<u>204.9</u>	52.505	<u>216.0</u>	47.374	149.6	223.1	2:05.900	
8	26.667	200.4	52.617	213.9	46.311	149.2	224.5	2:05.595		18	27.164	197.1	1:45.669	78.8	1:28.435	96.3	62.2	3:41.268	
9	26.349	202.6	<u>52.285</u>	214.7	46.495	148.8	224.1	2:05.129		19	45.103	130.4	1:03.932	112.9	1:16.338	143.6	183.1	3:05.373	
10	26.425	203.4	53.255	196.7	Pit In		223.6	2:09.637		20	28.023	199.6	53.241	214.7	46.977	150.4	223.6	2:08.241	

19 Igor Sorokin																			
lap	Sect-1	Speed	Sect-2	Speed	Sect-3	Speed	TopSpeed	laptime	pit	lap	Sect-1	Speed	Sect-2	Speed	Sect-3	Speed	Topspeed	laptime	pit
1	28.464	201.1	52.941	214.7	45.509	152.1	209.7	2:06.914		12	25.296	208.1	51.290	219.5	43.613	153.0	225.5	2:00.199	
2	25.356	<u>209.3</u>	51.311	220.4	45.062	151.3	<u>227.4</u>	2:01.729		13	25.536	204.9	56.023	220.9	44.117	<u>153.8</u>	225.9	2:05.676	
3	25.433	208.1	51.722	<u>221.8</u>	44.817	148.4	<u>227.4</u>	2:01.972		14	25.265	208.5	<u>50.867</u>	221.3	44.201	153.4	<u>227.4</u>	2:00.333	
4	25.458	208.9	51.662	220.0	44.526	150.0	225.5	2:01.646		15	<u>25.171</u>	<u>209.3</u>	51.568	219.5	43.529	153.0	226.4	2:00.268	
5	25.444	208.5	51.779	218.6	44.634	150.0	225.9	2:01.857		16	25.348	<u>209.3</u>	51.030	219.5	43.835	153.4	225.5	2:00.213	
6	25.774	207.7	51.732	220.9	44.464	152.5	225.0	2:01.970		17	25.321	208.5	51.301	220.0	<u>43.512</u>	152.1	225.0	<u>2:00.134</u>	
7	25.286	208.9	51.244	220.9	44.035	150.8	225.0	2:00.565		18	25.343	208.9	51.494	219.5	46.510	151.7	225.0	2:03.347	
8	25.398	208.1	51.357	220.4	44.686	150.4	225.5	2:01.441		19	25.958	204.2	1:12.568	87.4	1:27.532	114.4	214.7	3:06.058	
9	25.719	208.1	51.425	217.7	43.982	151.7	225.5	2:01.126		20	44.715	129.2	1:03.979	128.3	1:16.192	144.4	198.2	3:04.886	







### Yas Racing Series Round 4

#### GULF RADICAL CUP

#### Laps and Sector Times - Enduro Race

17 - 21 January 2024

Yas Marina Circuit - 5281mtr.

7	24.920	209.7	<u>50.406</u>	222.2	43.531	150.8	230.3	1:58.857	18	24.885	209.3	50.694	222.2	48.818	147.5	230.8	2:04.397
8	25.008	209.7	50.486	221.8	43.664	151.3	230.8	1:59.158	19	27.349	189.5	1:42.495	78.8	1:28.505	113.0	78.8	3:38.349
9	25.032	209.7	50.427	222.2	43.666	151.3	230.8	1:59.125	20	44.872	123.6	1:03.809	126.0	1:16.095	150.8	210.1	3:04.776
10	24.933	209.3	50.516	220.9	43.435	149.2	230.8	1:58.884	21	25.748	208.1	51.170	220.4	43.616	149.6	230.3	2:00.534
11	25.023	209.3	50.573	218.6	43.368	151.7	230.8	1:58.964	22								

<b>27</b>	<b>Ian Aguilera Ituarte</b>																		
lap	Sect-1	Speed	Sect-2	Speed	Sect-3	Speed	TopSpeed	laptime	pit	lap	Sect-1	Speed	Sect-2	Speed	Sect-3	Speed	Topspeed	laptime	pit
1	26.901	209.3	51.385	213.4	43.702	153.4	229.3	2:01.988		12	Pit Out	204.2	50.542	220.9	42.657	154.7	227.4	3:15.618	
2	24.812	<u>212.2</u>	50.776	212.2	42.679	154.7	<u>229.8</u>	1:58.267		13	24.925	210.9	50.370	221.3	42.924	154.3	226.9	1:58.219	
3	24.758	211.4	50.373	221.8	42.505	<u>155.2</u>	226.9	1:57.636		14	24.864	210.5	50.398	221.8	43.869	154.7	227.8	1:59.131	
4	24.751	210.9	50.294	221.8	42.536	153.8	227.4	1:57.581		15	<u>24.741</u>	210.9	50.275	221.3	42.731	154.7	227.4	1:57.747	
5	24.799	211.4	50.334	221.3	<u>42.309</u>	<u>155.2</u>	226.9	1:57.442		16	24.839	210.9	50.509	221.8	42.559	154.3	226.9	1:57.907	
6	24.772	210.9	<u>50.246</u>	221.3	42.407	<u>155.2</u>	227.4	1:57.425		17	24.861	210.9	50.348	221.3	42.585	154.7	227.8	1:57.794	
7	24.771	210.5	50.315	221.3	42.547	153.8	226.9	1:57.633		18	24.799	211.8	50.356	<u>222.2</u>	43.503	150.0	227.8	1:58.658	
8	24.816	210.9	50.261	221.8	42.327	<u>155.2</u>	227.8	<u>1:57.404</u>		19	29.858	80.3	2:11.321	92.6	1:29.235	89.4	75.8	4:10.414	
9	24.785	210.1	50.279	220.9	42.518	154.7	227.4	1:57.582		20	45.031	156.5	1:04.412	121.1	1:15.127	154.7	170.6	3:04.570	
10	24.771	211.4	50.289	220.9	42.510	153.8	227.8	1:57.570		21	25.469	205.7	50.979	220.4	43.187	153.0	227.4	1:59.635	
11	24.850	210.5	50.296	<u>222.2</u>	Pit In		227.8	<u>2:01.068</u>		22									

<b>33</b>	<b>Jack Yang</b>																		
lap	Sect-1	Speed	Sect-2	Speed	Sect-3	Speed	TopSpeed	laptime	pit	lap	Sect-1	Speed	Sect-2	Speed	Sect-3	Speed	Topspeed	laptime	pit
1	27.833	204.5	51.943	219.5	44.260	152.5	226.4	2:04.036		10	25.062	209.7	50.701	220.4	43.504	150.4	226.4	1:59.267	
2	25.182	<u>210.9</u>	50.988	220.9	43.845	150.8	226.9	2:00.015		11	<u>24.952</u>	208.5	55.505	219.1	Pit In		225.5	2:07.832	
3	25.174	209.3	51.104	<u>221.8</u>	43.529	151.7	225.5	1:59.807		12	Pit Out	204.2	51.106	221.3	44.630	153.0	226.9	3:21.737	
4	25.182	208.5	50.822	<u>221.8</u>	43.279	153.4	227.4	1:59.283		13	25.159	208.5	50.755	<u>221.8</u>	43.380	153.8	225.5	1:59.294	
5	25.019	209.3	50.947	<u>221.8</u>	43.900	152.1	<u>227.8</u>	1:59.866		14	25.003	208.9	50.773	220.4	44.663	152.5	226.4	2:00.439	
6	25.014	209.3	50.770	220.9	43.583	152.1	226.9	1:59.367		15	25.288	210.1	50.778	<u>221.8</u>	44.365	<u>154.3</u>	<u>227.8</u>	2:00.431	
7	25.009	209.3	50.873	219.5	43.401	153.0	225.9	1:59.283		16	24.973	208.9	51.033	220.0	43.429	153.8	225.5	1:59.435	
8	25.369	208.9	50.553	221.3	43.336	150.8	226.4	1:59.258		17	25.045	208.9	50.831	220.0	43.755	153.0	225.9	1:59.631	
9	25.052	208.9	<u>50.550</u>	220.9	<u>43.132</u>	151.7	226.9	<u>1:58.734</u>		18	25.068	208.9	51.103	197.8	Pit In		225.9	2:10.884	

<b>55</b>	<b>Fran Cush</b>																		
lap	Sect-1	Speed	Sect-2	Speed	Sect-3	Speed	TopSpeed	laptime	pit	lap	Sect-1	Speed	Sect-2	Speed	Sect-3	Speed	Topspeed	laptime	pit
1	29.982	194.6	54.060	211.4	<u>46.696</u>	151.7	215.1	2:10.738		5	27.178	197.4	53.362	204.5	47.773	146.7	<u>219.1</u>	2:08.313	
2	26.610	198.9	52.799	<u>217.7</u>	47.507	146.7	<u>219.1</u>	2:06.916		6	26.754	196.0	52.925	213.4	46.962	152.1	<u>219.1</u>	<u>2:06.641</u>	
3	26.676	197.4	<u>52.762</u>	213.4	47.306	<u>152.5</u>	216.4	2:06.744		7	26.938	195.7	52.915	215.6	Pit In		218.6	2:12.611	
4	<u>26.263</u>	<u>199.6</u>	53.494	207.7	48.149	148.4	201.5	2:07.906		8									

<b>63</b>	<b>Jim Booth</b>																		
lap	Sect-1	Speed	Sect-2	Speed	Sect-3	Speed	TopSpeed	laptime	pit	lap	Sect-1	Speed	Sect-2	Speed	Sect-3	Speed	Topspeed	laptime	pit
1	29.242	200.4	53.293	<u>215.6</u>	46.273	145.9	217.3	2:08.808		12	26.544	200.4	52.905	213.9	45.771	150.8	221.8	2:05.220	
2	26.509	201.9	52.544	<u>215.6</u>	45.903	148.8	222.7	2:04.956		13	26.054	201.5	52.826	214.7	45.585	151.3	221.8	2:04.465	
3	26.744	196.7	52.964	211.8	46.311	148.8	222.2	2:06.019		14	<u>26.015</u>	<u>203.8</u>	52.647	213.9	45.665	150.8	222.2	2:04.327	
4	26.351	201.9	52.459	211.4	46.127	149.6	<u>223.1</u>	2:04.937		15	26.376	203.0	52.639	210.9	45.543	151.7	222.2	2:04.558	
5	26.601	201.1	52.622	<u>215.6</u>	45.995	149.2	222.2	2:05.218		16	26.128	202.2	52.613	215.1	<u>45.340</u>	151.3	222.2	<u>2:04.081</u>	
6	26.499	200.7	52.704	215.1	45.810	150.8	222.2	2:05.013		17	26.152	201.5	52.483	212.6	46.326	150.0	222.2	2:04.961	
7	26.437	201.1	52.714	210.1	45.981	149.6	221.8	2:05.132		18	32.308	76.8	2:10.677	100.7	1:29.895	83.1	75.7	4:12.880	
8	26.572	200.7	52.411	211.8	46.146	150.8	222.7	2:05.129		19	33.709	197.1	53.018	210.9	46.531	150.4	220.0	2:13.258	
9	26.311	201.1	52.706	<u>215.6</u>	45.498	150.4	221.8	2:04.515		20	26.903	196.0	52.887	213.0	45.584	<u>152.5</u>	222.2	2:05.374	
10	26.420	202.2	<u>52.102</u>	210.9	Pit In		222.7	<u>2:09.330</u>		21	26.419	198.2	52.382	214.3	46.006	150.0	222.7	2:04.807	





## Yas Racing Series Round 4

### GULF RADICAL CUP

#### Laps and Sector Times - Enduro Race

17 - 21 January 2024

Yas Marina Circuit - 5281mtr.

<b>6</b>	25.283	207.7	51.274	217.3	43.576	153.0	223.6	2:00.133	<b>15</b>	25.302	207.7	51.303	219.1	43.436	<u>155.6</u>	225.5	<u>2:00.041</u>
<b>7</b>	25.269	207.3	51.623	217.3	43.743	153.0	223.6	2:00.635	<b>16</b>	25.302	208.5	51.319	217.7	<u>43.432</u>	154.7	225.0	2:00.053
<b>8</b>	25.316	206.5	51.331	217.3	43.493	153.4	223.1	2:00.140	<b>17</b>	<u>25.147</u>	207.7	1:02.265	219.1	Pit In		222.2	21:40.072
<b>9</b>	25.171	207.3	51.277	216.4	43.997	153.8	223.6	2:00.445	<b>18</b>								